

# WHOLESALE GUIDE 2025







45 Buck Road,  
Downingtown, PA  
19335

**Sales Manager**

Bill Tiefenthaler  
sales@hhnurseryllc.com  
(484) 459-9020

**Accounts Receivable**

Sarah Kobylarz  
office@hhnurseryllc.com  
(610) 873-2495



Harmony Hill Nursery, LLC is in its 16<sup>th</sup> year open and producing woody plant material for the wholesale market. That can't be successfully done without the support of our vendors and customers such as you. Every year we strive to improve plant quality, quantity and plant palate due to the demands we receive from our growing customer base. These demands led us to expand last year with acquiring the Tulpehocken Nursery with plants that complement what we have been growing and continue to broaden our inventory as we lined out nearly 5,000 new trees and shrubs.

Our goals are to produce some of the finest plant material available in the region as a total package. Our team of horticulturists have decades of combined experience led by myself, an ISA Certified Arborist. We aim to produce plants that are field planted at the proper depth, structurally pruned correctly and harvested in a premium package. Our soils are a well-blended mix of clay loam amended with local leaf compost adding organic matter to feed the soils along with applications of OMRI Certified Organic fertilizers.

Thank you to all our vendors and customers for your continued support.



# Acer

## Paperbark Maple

*Acer griseum*

NOT NATIVE; FARM GROWN

Samaras are produced from yellow 1-3" long flower clusters; grows 20-30ft tall and 15-25ft wide; peeling red bark is attractive all year round; medium sized red to orange fall foliage; intolerant of drought; grows best in moist soil with full sun to partial shade.

DECIDUOUS ORNAMENTAL TREE

## Bloodgood Japanese Maple

*Acer palmatum 'Bloodgood'*

NOT NATIVE; FARM GROWN

Small red flowers create red samaras that ripen in the early spring; maxes out at 15-20ft tall and wide; dark purple leaves are 2-5" long; best grown in partial shade with well-drained soil.


DECIDUOUS ORNAMENTAL TREE

## Armstrong Gold® Red Maple

*Acer rubrum Armstrong Gold®*

NATIVE; FARM GROWN

Red flowers in the spring; narrow habit; grows to be 40ft tall and 12ft wide; fall foliage is orange to gold; prefers full sun with well-drained soils. DECIDUOUS SHADE TREE



Paperbark Maple,  
*Acer griseum*

## Armstrong Red Maple

*Acer rubrum 'Armstrong'*

NATIVE; FARM GROWN

Red showy flowers are the first sign of spring giving way to 1-3" long samaras; Reaches a height of 50-60ft with a spread of 15-20'; Silver-grey bark; lobed foliage turns yellow in fall. Does best North of Zone 9, fast growing in wet, full sun areas. DECIDUOUS SHADE TREE

## October Glory Red Maple

*Acer rubrum October Glory*

NATIVE; FARM GROWN

Small red flowers create red samaras that ripen in the early spring; Reaches a max height of 40-50ft with a width of 35-40ft; Deep red fall foliage. Does well in a variety of soils and prefers full sun to partial shade. DECIDUOUS SHADE TREE

## Green Mountain Sugar Maple

*Acer saccharum 'Green Mountain'*

NATIVE; FARM GROWN

Small yellow flowers give rise to green samaras in the spring; grows to be 40-60ft with a width of 25-45ft; yellow-red fall foliage; prefers full sun to partial shade in well drained soils; fast growing. DECIDUOUS SHADE TREE

## Fall Fiesta® Sugar Maple

*Acer saccharum Fall Fiesta®*

NATIVE; FARM GROWN

Insignificant yellow flowers bloom in early spring; reaches a height of 50ft and spread of 40ft; fall color ranges from yellow to deep reds; prefers full sun; does not tolerate compaction and salt. DECIDUOUS SHADE TREE



Green Mountain Sugar Maple,  
*Acer Saccharum 'Green Mountain'*



# Asimina

## Paw Paw

*Asimina triloba*

NATIVE; FARM GROWN

Flowers appear in May with a purple color followed by green edible fruit in late summer; reaches 20ft tall and wide; leaves turn yellow in fall; tolerates full sun and shade with moist soils; does best when planted in groups. DECIDUOUS FLOWERING TREE



Paw Paw, *Asimina triloba*



# Aesculus

## Bottlebrush Buckeye

*Aesculus parviflora*

NATIVE; FARM GROWN

Tall clusters of small white flowers bloom in mid-summer followed by large nuts in fall; grows 10-15ft with a spread of 15ft; large sets of 5 palmate arrange leaflets; yellow fall foliage; well-drain soil; prefers full sun to part shade. DECIDUOUS FLOWERING SHRUB



## Autumn Splendor Buckeye

*Aesculus x arnoldiana 'Autumn Splendor'*

HYBRID; FARM GROWN

Tall clusters of small yellow flowers bloom in spring followed by large nuts in fall; grows to be 35ft with a spread of 30ft; large sets of 5 palmate arrange leaflets; brilliant fall foliage; well-drain soil; prefers full sun to part shade. DECIDUOUS FLOWERING TREE

## Fort McNair Buckeye

*Aesculus x carnea 'Fort McNair'*

HYBRID; FARM GROWN

Long clusters of pink flowers with yellow throats bloom in mid-spring followed by nuts in fall; grows to be 30ft with a spread of 25ft; large sets of 5 palmate arrange leaflets; pale yellow fall foliage; well-drain soil; prefers full sun to part shade. DECIDUOUS FLOWERING TREE

# Aronia

## Red Chokeberry

*Aronia arbutifolia 'Brilliantissima'*

NATIVE; FARM GROWN

White flowers in May produce red fruit; grows 6-8ft with a narrow spread of 3-4ft; bright red fall foliage; handles a wide range of soil including boggy soils; prefers full sun to part shade; suckers and forms colonies. DECIDUOUS FLOWERING SHRUB



# Amelanchier



## Juneberry

*Amelanchier x lamarckii*

NATIVE; FARM GROWN

Early white blooms before leaves give rise to edible berries in mid-June; grows to a height and spread of 15-25ft; orange early fall foliage; tolerate a wide range of soil and prefer full sun to part shade. DECIDUOUS ORNAMENTAL TREE

## Serviceberry

*Amelanchier x grandiflora* 'Autumn Brilliance'

NATIVE; FARM GROWN

Early white blooms before leaves give rise to edible berries in mid-June; grows to a height and spread of 15-25ft; orange early fall foliage; tolerate a wide range of soil and prefer full sun to part shade. DECIDUOUS ORNAMENTAL TREE

Autumn Brilliance Serviceberry,  
*Amelanchier x grandiflora* 'Autumn Brilliance'



# Betula

## Gray Birch

*Betula populifolia*

NATIVE; FARM GROWN

Monoecious trees; max size of 40ft tall by 20ft wide; foliage turns yellow in the fall; bark is reddish when young with a white, chalky appearance at maturity; plant in full sun to partial shade; often a short-lived specimen. DECIDUOUS ORNAMENTAL TREE



**Little King/ Fox Valley® River Birch**

*Betula nigra Fox Valley®*

NATIVE; FARM GROWN

Insignificant catkins are brown or green in early spring; grows 10ft tall in a bush habit; yellow fall foliage; bark begins exfoliating at a young age; prefers full sun with wet soils; can tolerate drought conditions. DECIDUOUS ORNAMENTAL TREE



Heritage River Birch®  
*Betula nigra Heritage®*

**Heritage® River Birch**

*Betula nigra Heritage®*

NATIVE; FARM GROWN

Insignificant catkins are brown or green in early spring; broad, upright habitat that grows to 50ft tall by 30ft wide; yellow fall foliage; bark begins exfoliating at a young age; prefers acidic, fertile soil; can tolerate semi aquatic conditions; does best in full sun. DECIDUOUS ORNAMENTAL TREE

# Buxus

**Winter Gem Boxwood**

*Buxus sinica var. insularis 'Winter Gem'*

NOT NATIVE; FARM GROWN

Habit stays compact about 4ft tall and wide; dark green leaves sprout light green in spring; locate in full sun with well-drained organic soil that's slightly acidic. BROADLEAF EVERGREEN SHRUB

**Variegated Boxwood**

*Buxus sempervirens 'Variegata'*

NOT NATIVE; FARM GROWN

Broadly upright habit about 5ft tall and wide; foliage has cream edges with a dark green center; locate in full sun with well-drained organic soil that's slightly acidic. BROADLEAF EVERGREEN SHRUB

# Carpinus

**American Hornbeam**

*Carpinus caroliniana*

NATIVE; FARM GROWN

Catkins appear in the spring with a yellowish or green color; grows 40ft tall and 30ft wide; green foliage turns pale yellow in the fall; tolerant of any well drained soil; full sun to part shade. DECIDUOUS ORNAMENTAL TREE





**Wisconsin Red™ Hornbeam**

*Carpinus caroliniana Wisconsin Red™*

NATIVE; FARM GROWN

Catkins develop in early spring; reaches a height of 35ft tall by 25ft wide; foliage turns shades of yellow to red in fall; plant in full sun to partial shade. DECIDUOUS ORNAMENTAL TREE

**Columnar European Hornbeam**

*Carpinus betulus 'Fastigiata'*

NOT NATIVE; FARM GROWN

Catkins appear in the spring with a yellowish or green color; grows in an upright spreading form if 30f; smooth grey bark gives a muscle appearance; Foliage appears with purplish tint in the spring but fades to green in summer and orange come fall. Plant in any soil; tolerates full sun to full shade. DECIDUOUS ORNAMENTAL TREE

**European Hornbeam Hedging**

*Carpinus betulus*

NOT NATIVE; FARM GROWN

Catkins develop in early spring; reaches 40ft tall by 30ft wide; crown is pruned into a 2ft cylinder shape; foliage holds most of the year turning yellow in fall and tan by winter; prefers full sun to partial shade with any soil condition. DECIDUOUS ORNAMENTAL TREE



European Hornbeam Hedging,  
*Carpinus betulus*





# Cedrus

Deodar Cedar,  
*Cedrus deodora*



## Blue Atlas Cedar

*Cedrus atlantica* 'Glauca'

NOT NATIVE; FARM GROWN

Two to three inch upright, wide cones grow from tips of branches; has a pyramidal or irregular shape reaching 60ft tall and 40ft wide; whorled blue-green needles are prevalent year-round; prefers organically moist soils in mostly sunny areas; protect from northern winds.

EVERGREEN ORNAMENTAL CONIFER

## Deodar Cedar

*Cedrus deodara*

NOT NATIVE; FARM GROWN

Two-to-three-inch upright cones; reaches a height of 60ft and width of 40ft at maturity; whorled medium green needles; prefers organically moist soils in mostly sunny areas; protect from northern winds. EVERGREEN CONIFER

## Weeping Blue Atlas Cedar

*Cedrus atlantica* 'Glauca Pendula'

NOT NATIVE; FARM GROWN

Two to three inch upright, wide cones grow from tips of branches; shape is defined by the staking process; often staked to have an s curve; whorled blue-green needles are prevalent year-round; prefers organically moist soils in mostly sunny areas; protect from northern winds. EVERGREEN

ORNAMENTAL CONIFER

# Cercis

## Merlot Redbud

*Cercis canadensis* 'Merlot'

NATIVE; FARM GROWN

Bright pink, clustered blooms come from purple buds in early April; they give rise to long seed pods along the branches of the tree; this wide tree grows about 20ft tall and 25ft wide; deep purple heart-shaped leaves develop in spring and fade to green in summer; does not tolerate overly dry or wet soil; plant in full sun to partial shade. DECIDUOUS ORNAMENTAL TREE



Merlot Redbud, *Cercis canadensis* 'Merlot'



# Hearts of Gold Redbud



*Cercis canadensis 'Hearts of Gold'*

Deep pink flowers along branches in early spring; reaches a max height of 25ft with a spread of 35ft; heart shaped leaves emerge gold and fade to green in early summer; prefers full sun to part shade; tolerates deer, clay and black walnut. DECIDUOUS ORNAMENTAL TREE; NATIVE; FARM GROWN.

## **Eastern Redbud**

*Cercis canadensis*  
NATIVE; FARM GROWN

Bright pink, clustered blooms give rise to long seed pods along the branches of the tree; this wide tree has a max width of 35ft and a height of 25ft; heart-shaped green leaves turn yellow in the fall; does not tolerate overly dry or wet soil; plant in full sun to partial shade.  
DECIDUOUS ORNAMENTAL TREE

## **Ruby Falls Redbud**

*Cercis canadensis 'Ruby Falls'*  
NATIVE; FARM GROWN

Bright pink, clustered blooms give rise to long seed pods along the branches of the tree in late September; weeping and spreading habit reach 8ft tall by 6ft wide; heart-shaped purple leaves fade to green through the summer; plant in full sun to partial shade with well-drained soil.  
DECIDUOUS ORNAMENTAL TREE

## **Midnight Express**

*Cercis canadensis 'Midnight Express'*  
NATIVE; FARM GROWN

Deep pink flowers bloom in early spring; grows to be 30ft tall with a 20ft width; heart shaped deep purple leaves; grows best in full sun to part shade with fertile soils. DECIDUOUS ORNAMENTAL TREE

# Cercidiphyllum

## **Katsura Tree**

*Cercidiphyllum japonicum*  
NOT NATIVE; FARM GROWN

Reaches a height and width of 50ft with an upright habit; foliage is green at maturity and turns shades of yellow in fall with the scent of Cotton Candy; grows best in full sun with well-drained soil. DECIDUOUS SHADE TREE



# Chamaecyparis

## Golden Dwarf Hinoki Cypress

*Chamaecyparis obtusa* 'Nana Lutea'

NOT NATIVE; FARM GROWN

Maxes out at 3ft tall by 2ft wide with a compact, round habit; foliage turns shades of gold and yellow in full sun; locate in a mostly sun location; does not tolerate poor soils. EVERGREEN ORNAMENTAL CONIFER

## Well's Special Hinoki Cypress

*Chamaecyparis obtusa* 'Well's Special'

NOT NATIVE; FARM GROWN

Reaches about 8ft by 3ft with an open habit; narrow, flat, deep green foliage; prefers full sun to partial shade; does best in rich organic soils. EVERGREEN ORNAMENTAL CONIFER

## Weeping Alaskan Cedar

*Chamaecyparis nootkatensis* 'Pendula'

NOT NATIVE; FARM GROWN

Reaches a height and width of 50ft with an upright habit; foliage is blue-green at maturity; grows best in full sun with well-drained soil. EVERGREEN ORNAMENTAL CONIFER

## Narrow Weeping Alaskan Cedar

*Chamaecyparis nootkatensis* 'Green Arrow'

NOT NATIVE; FARM GROWN

Narrow profile with branches hanging close to the central leader; reaches a max height of 18ft and width of 3ft; green, flattened, scale like foliage; prefers full sun to partial shade; does best in rich organic soils. EVERGREEN ORNAMENTAL CONIFER

## Vintage Gold Cypress

*Chamaecyparis pisifera* 'Vintage Gold'

NOT NATIVE; FARM GROWN

Grows to be 7ft tall with a 5ft spread; golden needles remain on the tree year-round; prefers part shade with moist fertile soil; avoid poor draining soils. EVERGREEN ORNAMENTAL CONIFER

# Cladrastis

## Yellowwood

*Cladrastis kentukea*

NATIVE; FARM GROWN

Panicles bloom white in the end of May; tends to have a larger width than height reaching a max of 50ft tall and 55ft wide; yellow-green leaves turn deep yellow and gold in the fall; does best in full sun and well drained soils; tolerates any pH. DECIDUOUS SHADE TREE

Crippsii Hinoki Cypress,  
*Chamaecyparis obtusa* 'Crippsii'



## Crippsii Hinoki Cypress

*Chamaecyparis obtusa* 'Crippsii'

NOT NATIVE; FARM GROWN

Grows to be 15ft tall with a 5ft spread but can grow to 50ft in native range; golden needles remain on the tree year-round; prefers full sun; well-drained soil; cannot tolerate drought. EVERGREEN ORNAMENTAL CONIFER

# Cornus

## Miss Satomi Korean Dogwood

*Cornus kousa* 'Miss Satomi'

NOT NATIVE; FARM GROWN

Flowers are white to pink depending on the year; grows to a height and width of 15-25ft; reddish shine to the mostly green foliage; plant in full sun to partial shade with slightly acidic soil. DECIDUOUS ORNAMENTAL TREE

## Celestial® Dogwood

*Cornus x Celestial®* ('Rutdan')

HYBRID; FARM GROWN

Sterile white flowers appear in May; reaches a height of 18ft and width of 8ft with an upright habit; green foliage turns reddish-purple in early fall; prefers full sun and well drained acidic soils. DECIDUOUS ORNAMENTAL TREE



**Cherokee Princess Dogwood**

*Cornus florida 'Cherokee Princess'*

NATIVE; FARM GROWN

Large white flowers are produced in May; red, round fruit follows; layered habit reaches 25ft tall and wide; red fall foliage; prefers full sun and well drained acidic soils.

DECIDUOUS ORNAMENTAL TREE

**Cherokee Brave Dogwood**

*Cornus florida 'Cherokee Brave'*

NATIVE; FARM GROWN

Flowers have dark pink edges that fade to white in the center; blooms appear in May followed by red fruits; layered habit reaches 25ft tall and wide; red fall foliage; prefers full sun and well drained acidic soils.

DECIDUOUS ORNAMENTAL TREE

Cherokee Brave Dogwood,  
*Cornus florida 'Cherokee Brave'*



Celestial Shadow Dogwood, *Cornus x Celestial Shadow ('Michael Steinhardt')*



**Celestial Shadow Dogwood**

*Cornus x Celestial Shadow ('Michael Steinhardt')*

HYBRID; FARM GROWN

White flowers bloom in May; broad-upright habit reaches 15ft tall and wide; variegated foliage turns pink and orange in the fall; does best in full sun to partial shade with well drained and lightly acid soil.

DECIDUOUS ORNAMENTAL TREE



Aurora Dogwood,  
*Cornus 'Rutban' Aurora*

**Aurora Dogwood**

*Cornus 'Rutban' Aurora*

HYBRID; FARM GROWN

Large white flower bloom to be 3-5" in diameter; reaches a mature height and width of 18 feet; deep green leaves turn yellow in the fall; prefers full sun but tolerates partial shade; well-drained acidic soil conditions.

DECIDUOUS ORNAMENTAL TREE



**Hyperion® Dogwood**

*Cornus x Hyperion®*

HYBRID; FARM GROWN

Large white flowers bloom in May and June spreading habit of 20ft tall and wide; green foliage turns yellow, orange, and sometimes purple; locate in full sun with well drained slightly acidic soil. DECIDUOUS ORNAMENTAL TREE



Kousa Dogwood, *Cornus kousa*

**Kousa Dogwood**

*Cornus kousa*

NOT NATIVE; FARM GROWN

Large white flowers in late May create round red fruits in late summer; vase shaped reaching a height and spread of 25ft; reddish-purple early fall color; smooth grey bark exfoliates to show orange inner bark; prefers full sun and well drained acidic soils.

DECIDUOUS ORNAMENTAL TREE

**Scarlet Fire® Dogwood**

*Cornus x Scarlet Fire® ('Rutpink')*

HYBRID; FARM GROWN

Deep pink flowers open in mid-May followed by red, round fruits; reaches 20ft tall and 15ft wide with a well-branched form; foliage opens a greenish purple that fades to green in the summer; prefers full sun and well drained acidic soils. DECIDUOUS

ORNAMENTAL TREE

**Venus Dogwood**

*Cornus x Venus*

HYBRID; FARM GROWN

Large white flowers cover the tree in May; red rounded fruit appear by fall; spreading habit of 20ft tall and wide; deep green leaves turn orange come fall; locate in full sun with well drained slightly acidic soil.

DECIDUOUS ORNAMENTAL TREE



Venus Dogwood, *Cornus x Venus*

**Stellar Pink® Dogwood**

*Cornus x Stellar Pink® ('Rutgan')*

HYBRID; FARM GROWN

Light pink to white flowers open in May; sterile; upright habit reaches a height of 25ft and width of 20ft; reddish-purple fall foliage is deep green through the summer; prefers full sun and well drained acidic soils. DECIDUOUS ORNAMENTAL TREE

**Gray Dogwood**

*Cornus racemosa*

NATIVE; FARM GROWN

Showy white flowers give rise to white berries in late summer; reaches a height and width of 15ft; foliage turns a deep purple in fall; prefers full sun and wet soil conditions; tolerate city pollution. DECIDUOUS ORNAMENTAL SHRUB




**Variegated Red Twig Dogwood**

*Cornus alba 'elegantissima'*

NOT NATIVE; FARM GROWN

Showy white flowers give rise to white berries in late summer; reaches a height and width of 10ft; light green leaves fade to white at the edge of the leaf; new wood is a vibrant red; prefers full sun and can tolerate wet soil conditions. DECIDUOUS ORNAMENTAL SHRUB



Red Twig Dogwood,  
*Cornus baileyi*

**Red Twig Dogwood**

*Cornus baileyi*

NATIVE; FARM GROWN

Showy white flowers give rise to white berries in late summer; reaches a height and width of 10ft; new branches are bright red in color; prefers full sun and can tolerate wet soil conditions. DECIDUOUS ORNAMENTAL SHRUB

**Crataegus**



**Winter King Hawthorn**

*Crataegus viridis 'Winter King'*

NATIVE; FARM GROWN

Small fragrant white flowers bloom in spring; small red fruits appear in fall and stays until early winter; has a mature width of 25ft and height of 20ft; red fall foliage; smooth light grey bark has the potential to create small thorns; prefers full sun and well drained soils; tolerates urban conditions. DECIDUOUS ORNAMENTAL TREE

**Fagus**

**American Beech Hedging**

*Fagus grandiflora*

NATIVE; FARM GROWN

Spiked nuts are food to local wildlife; reaches 70ft tall with a spreading habit; crown is pruned into a narrow rectangular shape; foliage turns bronze in fall and sometimes stays on the tree through winter; bark is smooth and light grey; plant in full sun or shade; doesn't tolerate urban conditions. DECIDUOUS ORNAMENTAL TREE

**European Beech Hedging**

*Fagus sylvatica*

NOT NATIVE; FARM GROWN

Spiked nuts are food to local wildlife; reaches 65ft tall with a spreading habit; crown is pruned into a narrow rectangular shape; foliage turns bronze in fall and sometimes stays on the tree through winter; bark is smooth and light grey; plant in full sun or shade; doesn't tolerate urban conditions. DECIDUOUS ORNAMENTAL TREE



# Cryptomeria

## **Yoshino Cryptomeria**

*Cryptomeria japonica 'Yoshino'*

NOT NATIVE; FARM GROWN

Has an irregular habit reaching 70ft tall by 30ft wide at maturity; new growth appears light green in spring but fades to a deep green; deer resistant; prefers full sun to partial shade and can tolerate drought. EVERGREEN ORNAMENTAL CONIFER



## **Red Obelisk European Beech**

*Fagus sylvatica 'Red Obelisk'*

NOT NATIVE; FARM GROWN

Low branching pyramidal shapes reaches 50ft tall and only 15ft wide; spring foliage is purple but loses intensity into the summer months; smooth, grey bark; does not tolerate urban conditions or compaction; locate in sun or shade will well-drained organic soils. DECIDUOUS ORNAMENTAL TREE

## **Tricolor European Beech**

*Fagus sylvatica 'Roseomarginata'*

NOT NATIVE; FARM GROWN

Grows to be 30ft tall and wide; foliage unravels as a purple leaf with white veins; leaves fade to greenish purple color in the summer; plant in full sun or shade; doesn't tolerate urban conditions. DECIDUOUS ORNAMENTAL TREE

# Gleditsia

## **Skyline Honeylocust**

*Gleditsia triacanthos var. inermis*

NATIVE; FARM GROWN

Produces greenish-white flowers in early spring followed by 18 inch long seedpods; grows to be 60-80 feet; leaves are composed of 10-20 small leaflets; plant in full sun; tolerates urban conditions. DECIDUOUS SHADE TREE

# Hamamelis

## **Arnold Promise Witch Hazel**

*Hamamelis x intermedia 'Arnold Promise'*

HYBRID; FARM GROWN

Thin yellow flowers bloom in late winter to early spring; spreading habit reaches 15ft tall and wide; yellow fall foliage followed by brown foliage in the fall; locate in full sun with moist, semi acidic soil; tolerant of urban conditions. DECIDUOUS FLOWERING SHRUB

## **Diane Witch Hazel**

*Hamamelis x intermedia 'Diane'*

HYBRID; FARM GROWN

Thin red flowers bloom from February until mid-March; spreading habit reaches 12ft tall and 10ft wide; yellow, orange, and red fall color; locate in full sun with moist, semi acidic soil; tolerant of urban conditions. DECIDUOUS FLOWERING SHRUB

## **Common Witch Hazel**

*Hamamelis virginiana*

NATIVE; FARM GROWN

Thin yellow flowers bloom in mid to late fall; spreading habit can reach up to 15ft tall and wide; yellow fall foliage; locate in full sun with moist, semi acidic soil. DECIDUOUS FLOWERING SHRUB

## **Ozark Witch Hazel**

*Hamamelis vernalis*

NATIVE; FARM GROWN

Red to yellow narrow flowers bloom in late winter to early spring; broad habit reaches 8ft tall and wide with branches swoping downwards; yellow fall foliage; locate in full sun with moist, semi acidic soil. DECIDUOUS FLOWERING SHRUB



# Hydrangea



## **Little Lime® Hydrangea**

*Hydrangea paniculata Little Lime®*

NOT NATIVE; FARM GROWN

Lime green flowers bloom in late summer; reaches 5ft tall and wide at maturity; deep green foliage from spring to fall; plant in full sun to partial shade; well-drained moist soil conditions; grown in shrub form and tree form.

DECIDUOUS FLOWERING SHRUB

## **Pinky Winky Hydrangea**

*Hydrangea 'Pinky Winky'*

HYBRID; FARM GROWN

Large round white flowers turn pink through the summer; reaches 8ft tall and wide at maturity; deep green foliage from spring to fall; well-drained moist soil conditions; plant in full sun to partial shade. DECIDUOUS FLOWERING

SHRUB

## **Little Quickfire® Hydrangea**

*Hydrangea paniculata 'SMHOLQF' Little Quickfire*

NOT NATIVE; FARM GROWN

Sets of pale pink flowers only grow on new wood in late summer; reaches 15ft wide and tall; dark green foliage; prefers full sun to partial shade; moist well-drained soil; grown in shrub form and tree form. DECIDUOUS FLOWERING

SHRUB

## **Limelight Hydrangea**

*Hydrangea paniculata 'Limelight'*

NOT HYBRID; FARM GROWN

Sets of white to green flowers only grow on new wood in late summer; reaches 8ft wide and tall; dark green foliage; prefers full sun to partial shade; moist well-drained soil; grown in shrub form and tree form. DECIDUOUS FLOWERING

SHRUB



**Oak Leaf Hydrangea**

*Hydrangea quercifolia*

NATIVE; FARM GROWN

Sets of pyramidal white flowers only grow on old wood in early summer; reaches 8ft wide and tall; dark green foliage; prefers full sun to partial shade; well-drained soil that holds water. DECIDUOUS FLOWERING SHRUB

**Alice Hydrangea**

*Hydrangea quercifolia* 'Alice'

NATIVE; FARM GROWN

Sets of pyramidal white flowers bloom in early summer and fade to pink; reaches 5 to 8ft wide and tall; dark green foliage; prefers full sun to partial shade; well-drained soil that holds water. DECIDUOUS FLOWERING SHRUB

**Snow Queen Hydrangea**

*Hydrangea quercifolia* 'Snow Queen'

NATIVE; FARM GROWN

Sets of pyramidal white flowers bloom in early summer and fade to pinky purple; reaches 6ft wide and tall; dark green foliage; prefers full sun to partial shade; well-drained soil that holds water. DECIDUOUS FLOWERING SHRUB

Dragon Lady Holly,

*Ilex x aquipernyi* Dragon Lady® (Meschick)



Pinky Winky Hydrangea  
*Hydrangea* 'Pinky Winky'

## Ilex

**Dragon Lady Holly**

*Ilex x aquipernyi* Dragon Lady® (Meschick)

NOT NATIVE; FARM GROWN

Small greenish white flowers bring red fruit in the fall; pyramidal habit reaches a max height of 20ft tall by 6ft wide; deep green foliage has a blueish shine; locate in full sun to partial shade with semi acidic soil. BROADLEAF EVERGREEN TREE

**Nellie R. Stevens Holly**


*Ilex x* 'Nellie R. Stevens'

NOT NATIVE; FARM GROWN

Small pale white flowers bloom in spring and give rise to bright red berries in fall and winter; pyramidal habit grows to be 30ft tall and 25ft wide with dense branching of leaves; dark green, glossy leaves have sharp points around the edges; prefers full sun to partial shade; well-drained soil. BROADLEAF EVERGREEN TREE



Nellie R. Stevens Holly, *Ilex x 'Nellie R. Stevens'*



**Winter Red Winterberry Holly**

*Ilex verticillata 'Winter Red'*

NATIVE; FARM GROWN

Heaps of small white flowers bring bright red fruit from fall until winter; bush habit with a height and width of 8ft; prefers full sun to partial shade and acidic soil conditions; will tolerate clay. DECIDUOUS SHRUB

**Winter Gold Winterberry Holly**

*Ilex verticillata 'Winter Gold'*

NATIVE; FARM GROWN

Heaps of small white flowers bring gold fruit in late summer; bush habit with a height and width of 8ft; prefers full sun to partial shade; well-drained soil. DECIDUOUS SHRUB

# Juniperus

**Robusta Green Juniper**

*Juniperus chinensis 'Robusta Green'*

NOT NATIVE; FARM GROWN

Separate male and female flowers are produced on different trees; small berry like cones follow; grows to be around 15ft in height but can get bigger in the right conditions; blueish-green foliage with an irregular growth pattern; locate in full sun with well-draining soils. EVERGREEN ORNAMENTAL CONIFER

**Blue Maid Holly**

*Ilex x meserveae 'Blue Maid'*

NOT NATIVE; FARM GROWN

Small greenish white flowers bring red fruit in the fall; pyramidal habit reaches a max height of 10ft tall by 6ft wide; deep green foliage has a blueish shine; locate in full sun to partial shade with semi acidic soil. BROADLEAF EVERGREEN TREE

**Satyr Hill American Holly**

*Ilex opaca 'Satyr Hill'*

NATIVE; FARM GROWN

White flowers bloom in May; red berry clusters appear in October; can reach up to 30ft tall with a 20ft spread; dark green, pointed foliage; prefers full sun to partial shade; well-drained soil that is slightly acidic; tolerates urban conditions. BROADLEAF EVERGREEN TREE

**Dwarf Winterberry Holly**

*Ilex verticillata 'Red Sprite'*

NATIVE; FARM GROWN

Heaps of small white flowers bring bright red fruit from fall until winter; bush habit with a height and width of 4ft; prefers full sun to partial shade; well-drained soil that holds some water. DECIDUOUS SHRUB

Winter Red Winterberry Holly, *Ilex verticillata 'Winter Red'*







### **Taylor Juniper**

*Juniperus virginiana 'Taylor'*

NATIVE; FARM GROWN

Narrow habit reaching 20ft and spreading up to 4ft; medium green foliage; tolerant of multiple conditions; plant in full sun with and soil of any pH. Produce blue berry like cones in the winter. EVERGREEN ORNAMENTAL CONIFER

### **Emerald Sentinel Juniper**

*Juniperus virginiana 'Corcorcor'*

NATIVE; FARM GROWN

Separate male and female flowers are produced on different trees; small cones follow; grows to be around 25ft in height with a spread of 8ft; deep green foliage with an irregular growth pattern; locate in full sun with well-draining soils.

EVERGREEN ORNAMENTAL CONIFER

## **Liriodendron**

### **Tulip Poplar**

*Liriodendron tulipifera*

NATIVE; FARM GROWN

Orange-green tulip flowers bloom in early spring; grows to be 80ft tall but can reach over 120ft in wooded areas; yellow fall foliage; plant in full sun to part shade with organic soils.

DECIDUOUS SHADE TREE

## **Liquidambar**

### **Moraine Sweetgum**

*Liquidambar styraciflua 'Moraine'*

NATIVE; FARM GROWN

Low fruit production; grows to be 70ft tall and 50ft wide; red fall foliage; prefers full sun with well-drained soils.

DECIDUOUS SHADE TREE

### **Slender Silhouette Sweetgum**

*Liquidambar styraciflua 'Moraine'*

NATIVE; FARM GROWN

Low fruit production; reaches a height of 60ft tall with a narrow width of 6-8ft; red and yellow fall foliage; tolerate of urban conditions; locate in full sun with any soil condition that retains water. DECIDUOUS SHADE TREE





# Magnolia



Jane Magnolia,  
*Magnolia x liliflora 'Jane'*

## **Jane Magnolia**

*Magnolia x liliflora 'Jane'*

NOT NATIVE; FARM GROWN

Fuzzy buds open to large pink flowers; compact bushy habit reaching 15ft tall; yellow fall foliage; locate in full sun or partial shade; well drained soils. DECIDUOUS ORNAMENTAL TREE

## **Sunsation Magnolia**

*Magnolia 'sunsation'*

NOT NATIVE; FARM GROWN

Large yellow flowers with a pale pink throat; reaches a height of 25 feet and width of 8 feet; locate in full sun or partial shade; well drained soils. DECIDUOUS ORNAMENTAL TREE

## **Galaxy Magnolia**

*Magnolia 'Galaxy'*

NOT NATIVE; FARM GROWN

Large pink flowers with shades of red and purple bloom in early spring; grow upright to 30ft tall and 20ft wide; large, wide, ovate leaves; resistant to mildews; prefers full sun to partial shade with well drained soils. DECIDUOUS ORNAMENTAL TREE

## **Daybreak Magnolia**

*Magnolia 'Daybreak'*

NOT NATIVE; FARM GROWN

Pink flowers bloom 8-10 in in diameter; grows upright to 30ft tall and 20ft wide; large, wide, ovate leaves; resistant to mildews; prefers full sun to partial shade with well drained soils. DECIDUOUS ORNAMENTAL TREE



**Leonard Messel Magnolia**

*Magnolia x leobneri 'Leonard Messel'*

NOT NATIVE; FARM GROWN

Frilly pale pink flowers bloom in early spring; grows to be 15 feet tall and wide in shrub form and up to 30 feet tall in tree form; prefers full sun to part shade and well-drained soil. DECIDUOUS ORNAMENTAL TREE

**Sweetbay Magnolia**

*Magnolia virginiana*

NATIVE; FARM GROWN

Small off-white foliage in spring; red seeds from tan seedpods; grows to be 20ft wide and tall; yellowish fall foliage; prefers full sun to partial shade with well drained soils. DECIDUOUS ORNAMENTAL TREE

**Jim Wilson® Sweetbay Magnolia**

*Magnolia virginiana Moonglow®*

NATIVE; FARM GROWN

Medium off-white flowers bloom in mid spring; maxes out at 30ft tall and 20ft wide; foliage has a silver hue on the underside of the leaves; tolerate to most pollutions and sun conditions but requires moist acidic soils. EVERGREEN ORNAMENTAL TREE

Jim Wilson® Sweetbay Magnolia

*Magnolia virginiana Moonglow®*



**Mercury® Magnolia**

*Magnolia x soulangeana*

NOT NATIVE; FARM GROWN

Large pink buds open to fuchsia flowers; reaches a height of 25 feet and width of 15 feet; locate in full sun or partial shade; well drained soils. DECIDUOUS ORNAMENTAL TREE

**Yellowbird Magnolia**

*Magnolia x brooklynensis*

NOT NATIVE; FARM GROWN

Large yellow flowers bloom in the spring; hybrid of a Cucumber Magnolia; reaches 40 feet in height with a width of 25 feet; prefers full sun to part shade with well-drain soils. DECIDUOUS ORNAMENTAL TREE

# Metasequoia

**Dawn Redwood**

*Metasequoia glyptostroboides*

NOT NATIVE; FARM GROWN

Reaches over 100ft with a spread of at least 25ft; needles turn reddish brown in fall/winter; does not tolerate high alkaline soils. DECIDUOUS CONIFER

Dawn Redwood, *Metasequoia glyptostroboides*







Prairiefire Crabapple  
*Malus 'Prairiefire'*

### **Sugar Thyme Crabapple**

*Malus 'Sutyzam' Sugar Thyme*

NATIVE; FARM GROWN

Cream flowers in early spring give rise to small red apples in the fall; reaches a height of 18 feet tall and 15 feet wide; new foliage appears reddish-purple; fall foliage is shades of orange; prefers full sun with well-drained soils. FLOWERING ORNAMENTAL TREE

### **Prairiefire Crabapple**

*Malus 'Prairiefire'*

NATIVE; FARM GROWN

Light pink flowers in early spring; small red apples are produced in fall; reaches a height of 20 feet tall and 15 feet wide; fall foliage is shades of orange; prefers full sun with well-drained acidic soils.

FLOWERING ORNAMENTAL TREE

### **Royal Rain Drops**

*Malus 'Prairiefire'*

NATIVE; FARM GROWN

Magenta flowers in early spring; small red apples are produced in fall; reaches a height of 20 feet tall and 15 feet wide; fall foliage is shades of orange; prefers full sun with well-drained acidic soils. FLOWERING

ORNAMENTAL TREE

## **Nyssa**

### **Wildfire Black Gum**

*Nyssa sylvatica 'Wildfire'*

NATIVE; FARM GROWN

Small flowers give rise to black fruit in the fall; reaches a height of 40 feet tall and 25 feet wide; new foliage appears reddish-purple; fall foliage is shades of orange; prefers full sun with well-drained soils. DECIDUOUS SHADE TREE

### **Black Gum**

*Nyssa sylvatica*

NATIVE; FARM GROWN

Small flowers give rise to black fruit in the fall; reaches a height of 40 feet tall and 25 feet wide; brilliant fall foliage ranging from yellow to deep red; prefers full sun with well-drained soils. DECIDUOUS SHADE TREE



Wildfire Black Gum,  
*Nyssa sylvatica 'Wildfire'*




**Northern Splendor Black Gum**  
*Nyssa sylvatica 'Northern Splendor'*  
NATIVE; FARM GROWN

Small flowers give rise to black fruit in the fall; reaches a height of 40 feet tall and 30 feet wide; foliage turns a bright red in fall; prefers full sun with well-drained soils. DECIDUOUS SHADE TREE

## Ostrya

**American Hop Hornbeam**  
*Ostrya virginiana*  
NATIVE; FARM GROWN

Grows to be 35ft by 25ft with muscle like wood; yellow fall foliage; full sun to partial shade; acidic well drained soil. DECIDUOUS SHADE TREE



Kwanzan Cherry, *Prunus x 'Kanzan'*

## Platanus

**London Plane Bloodgood**  
*Platanus x acerifolia Bloodgood*  
HYBRID; FARM GROWN

Inconspicuous flowers give rise to 1-inch fuzzy balls; grows to be 50 ft with a spread of 45 feet; golden fall foliage; prefers full sun with well-drained soils. DECIDUOUS SHADE TREE

**London Plane Exclamation!™**  
*Platanus x acerifolia Exclamation™*  
HYBRID; FARM GROWN

Inconspicuous flowers give rise to 1-inch fuzzy balls; grows to be 65 ft with a spread of 50 feet; golden fall foliage; prefers full sun with well-drained soils; upright growth habit with a strong central leader. DECIDUOUS SHADE TREE

## Prunus

**Yoshino Cherry**  
*Prunus x yedoensis*  
NOT NATIVE; FARM GROWN

Rounded crown at maturity reaching 40 feet tall and wide; white to pale pink flowers bloom in early spring; prefers full sun to partial shade; well-drained soils. DECIDUOUS ORNAMENTAL TREE

**Okame Cherry**  
*Prunus x Okame*  
NOT NATIVE; FARM GROWN

Fragrant pink flowers in the early spring; has a width and height of 30 ft; fall foliage is yellow to gold in color; prefers full sun to partial shade and can tolerate most soils. DECIDUOUS ORNAMENTAL TREE



Yoshino Cherry, *Prunus x yedoensis*



**Kwanzan Cherry**

*Prunus x 'Kanzan'*

NOT NATIVE; FARM GROWN

Stunning double pink flowers bloom in April; reaches a max height of 35 feet and width of 35 feet; prefers full sun; moist well-drained soil.

DECIDUOUS ORNAMENTAL TREE

# Quercus

**Sawtooth Oak**

*Quercus acutissima*

NOT NATIVE; FARM GROWN

Acorns are known for a scruffy top; variable size and habit; typically grows to 50ft tall; yellow to gold fall foliage; prefers full sun and acidic, well-drained soils. DECIDUOUS SHADE TREE

**White Oak**

*Quercus bicolor*

NATIVE; FARM GROWN

Acorns are a wildlife food source; grow to be 50ft tall and wide but can grow larger in ideal conditions; lobed leaves; yellow to red fall foliage; full sun to partial shade; drought tolerant; cannot tolerate consistently wet soils.

**Shingle Oak**

*Quercus imbricaria*

NATIVE; FARM GROWN

Inconspicuous flowers; produces small acorns in the fall; reaches a height and width of 60ft; yellow-brown fall color; prefers full sun with well-drained soils. DECIDUOUS SHADE TREE

**Pin Oak**

*Quercus palustris*

NATIVE; FARM GROWN

Small flat acorns in the fall; reaches heights of 50 to 60ft depending on location; branches arch downwards; dainty, deep lobed leaves; red fall foliage; prefers full sun and acidic, moist soils. DECIDUOUS SHADE TREE

**Willow Oak**

*Quercus phellos*

NATIVE; FARM GROWN

Acorns are a wildlife food source; grow to be 50ft tall and wide but can grow larger in ideal conditions; narrow leaves turn red and orange in the fall; prefers full sun and acidic, moist soils. DECIDUOUS SHADE TREE

**Northern Red Oak**

*Quercus rubra*

NATIVE; FARM GROWN

Acorns are a wildlife food source; reaches a height of 70ft tall and wide; leaves have pointed lobes; red fall foliage; prefers full sun and acidic, well-drained soils. DECIDUOUS SHADE TREE

**Kindred Spirit® Oak**

*Quercus warei 'Nadler'*

NATIVE; FARM GROWN

Acorns are a wildlife food source; reaches a height of 30ft tall and 6ft wide; leaves have pointed lobes; red fall foliage; prefers full sun and acidic, well-drained soils. DECIDUOUS SHADE TREE



Swamp White Oak,  
*Quercus bicolor*



Japanese Stewartia,  
*Stewartia pseudocamellia*



# Syringa

## Japanese Tree Lilac

*Syringa reticulata 'Ivory Silk'*

NOT NATIVE; FARM GROWN

Fragrant bell shaped white flowers are followed by white berries; grows to be 25ft tall and wide; yellow fall foliage; full sun to partial shade; acidic well drained soil.

DECIDUOUS ORNAMENTAL TREE

# Taxodium

## Columnar Common Bald Cypress

*Taxodium distichum var. distichum Shawnee Brave*

(*'Mickelson'*)

NOT NATIVE; FARM GROWN

Grows to be 75ft tall and 25ft wide with a columnar habit; orange fall foliage; scruffy copper bark; full sun with moist, acidic soil. DECIDUOUS ORNAMENTAL CONIFER

## Columnar Common Bald Cypress

*Taxodium distichum var. distichum Shawnee Brave ('Mickelson')*



# Stewartia

## Japanese Stewartia

*Stewartia pseudocamellia*

NOT NATIVE; FARM GROWN

Large white flowers in June give rise to fruit in the fall; grows to be 30ft tall and 15ft wide; stunning fall foliage that fades from a brilliant orange to burgundy; full sun to partial shade; moist well

# Styrax

## Japanese Snowball

*Styrax japonica*

NOT NATIVE; FARM GROWN

Bell shaped white flowers are followed by white berries; grows to be 25ft tall and wide; yellow fall foliage; full sun to partial shade; acidic well drained soil. DECIDUOUS ORNAMENTAL TREE



# THUJA



Emerald Green Arborvitae,  
*Thuja occidentalis 'Emerald Green'*

## Green Giant Arborvitae

*Thuja x 'Green Giant'*

NOT NATIVE; FARM GROWN

Can grow to be 50ft tall and 20ft wide; sprays of green foliage; deer resistant; tolerates most soil conditions with full sun to partial shade.

EVERGREEN ORNAMENTAL CONIFER

## The Virginian

*Thuja x Virginian*

NOT NATIVE; FARM GROWN

Narrow habit reaching 15ft tall and 6ft wide; sprays of deep green foliage; tolerates most soil conditions with full sun to partial shade.

EVERGREEN ORNAMENTAL CONIFER

## Emerald Green

*Thuja occidentalis 'Emerald Green'*

NATIVE; FARM GROWN

Stays below 30ft tall and 5ft wide; sprays of light green foliage; prefers full sun to partial shade; not drought tolerant.

EVERGREEN ORNAMENTAL CONIFER

## Degroot's Spire

*Thuja occidentalis 'Degroot's Spire'*

NATIVE; FARM GROWN

Narrow habit reaching 15ft tall and 3ft wide; sprays of green foliage; deer resistant; tolerates most soil conditions with full sun to partial shade.

EVERGREEN ORNAMENTAL CONIFER

# Tilia

## Redmond Linden

*Tilia americana 'Redmond'*

NATIVE; FARM GROWN

Showy puffs of small yellow flowers; narrow habit reaching 75ft tall and 45ft wide; yellow fall color; prefers full sun and are drought tolerance.

DECIDUOUS SHADE TREE

## Green Mountain® Linden

*Tilia tomentosa Green Mountain®*

NOT NATIVE; FARM GROWN

Showy puffs of small yellow flowers; grows to be 45ft tall with a 35ft spread; leaves are a dark green with a white underside; yellow fall color; prefers full sun and adapts to most soil conditions.

DECIDUOUS SHADE TREE

## Little Leaf Linden

*Tilia cordata 'Greenspire'*

NOT NATIVE; FARM GROWN

Early spring flowers are fragrant; grows to be 50ft tall with a 30ft spread; leaves are a dark green accompanied by a second narrow yellow leaf; prefers full sun and adapts to most soil conditions.

DECIDUOUS SHADE TREE

# Ulmus

## American Elm

*Ulmus americana 'Princeton'*

NATIVE; FARM GROWN

Grows to be 75ft tall and 50ft wide; yellow fall foliage; resistant to Dutch Elm Disease; tolerates most soil conditions but prefer wet soil and full sun.

DECIDUOUS SHADE TREE





# VIBURNUM

## **Snowball Viburnum**

*Viburnum opulus 'Sterile' Snowball'*

NOT NATIVE; FARM GROWN

Sterile white flowers appear in May; spreads to be 12ft tall and wide; deer resistant; tolerates any soil condition that is well-drained; full sun to partial shade. DECIDUOUS FLOWERING SHRUB

## **Arrowwood Viburnum**

*Viburnum dentatum Chicago Lustre®*

NATIVE; FARM GROWN

White spring flowers; upright habit of 10ft; reddish fall foliage; mature bark has pointed arrow-like bumps; grows best in full sun with well-drained soil. DECIDUOUS FLOWERING SHRUB

## **Prague Viburnum**

*Viburnum praganese*

NOT NATIVE; FARM GROWN

White flowers in the spring; can reach up to 10ft tall and wide; narrow, glossy, green leaves; does best in full sun with well-drained, acidic soils. EVERGREEN FLOWERING SHRUB

Prague Viburnum, *Viburnum praganese*





**Cree Viburnum**

*Viburnum rhytidophyllum* Cree

NOT NATIVE; FARM GROWN

White flowers in spring give rise to black fall fruit; has a dense habit reaching 8ft tall and wide; semi-evergreen foliage; prefers light to medium shade with well-drained soil. EVERGREEN FLOWERING SHRUB

**Alleghany Viburnum**

*Viburnum x rhytidophylloides* 'Alleghany'

NOT NATIVE; FARM GROWN

White flowers in spring give rise to black fall fruit; grow to be 10ft tall and wide; semi-evergreen foliage; prefers full sun with acidic well-drained soil. SEMI EVERGREEN SHRUB

**Leatherleaf Viburnum**

*Viburnum x rhytidophyllum*

NOT NATIVE; FARM GROWN

White flowers in spring give rise to black fall fruit; grows to be over 10ft tall and wide; semi-evergreen foliage; prefers full sun with acidic well-drained soil. SEMI EVERGREEN SHRUB

**Opening Day™ Viburnum**

*Viburnum plicatum* Opening Day™

NOT NATIVE; FARM GROWN

Sets of round white flowers in spring; can reach up to 10ft tall and wide; red fall foliage; prefers full sun and well-drained soil. DECIDUOUS FLOWERING SHRUB



**Shasta Viburnum**

*Viburnum plicatum* f. *tomentosum* 'Shasta'

NOT NATIVE; FARM GROWN

White clusters of flower bloom in spring; fruit turns black when ripe in the late summer; grows to be close to 6ft tall and up to 12ft wide; foliage turns red, maroon, and even purple in the fall; grows best in full sun with well-drained soil.

DECIDUOUS FLOWERING SHRUB



Mushashino Zelkova,  
*Zelkova serrata* 'Mushashino'

## Zelkova

**Mushashino Zelkova**

*Zelkova serrata* 'Mushashino'

NOT NATIVE; FARM GROWN

Narrow and upright shaping reaching 40ft tall by 20ft wide; yellow fall foliage; tolerant of urban conditions; full sun with well-drained soil. DECIDUOUS SHADE TREE

**Green Vase Zelkova**

*Zelkova serrata* 'Green Vase'

NOT NATIVE; FARM GROWN

Reaches heights of 70ft tall and 40ft wide; excellent street tree; orange fall foliage; tolerant of urban conditions; full sun with well-drained soil. DECIDUOUS SHADE TREE