

Wholesale Guide 2025





45 Buck Road,
Downingtown, PA
19335

Sales Manager

Bill Tiefenthaler
sales@hhnurseryllc.com
(484) 459-9020

Accounts Receivable

Sarah Kobylarz
office@hhnurseryllc.com
(610) 873-2495



Harmony Hill Nursery, LLC is in its 17th year open and producing woody plant material for the wholesale market. That can't be successfully done without the support of our vendors and customers such as you. Every year we strive to improve plant quality, quantity and plant palate due to the demands we receive from our growing customer base. These demands led us to expand and acquire Tulpehocken Nursery with plants that complement what we have been growing. We continue to broaden our inventory as we lined out nearly 10,000 new trees and shrubs a year.

Our goals are to produce some of the finest plant material available in the region as a total package. Our team of horticulturists have decades of combined experience led by myself, a Registered Consulting Arborist. We aim to produce plants that are field planted at the proper depth, structurally pruned correctly, and harvested in a premium package. Our soils are a well-blended mix of clay loam amended with local leaf compost adding organic matter to feed the soils along with applications of OMRI Certified Organic fertilizers.

Thank you to all our vendors and customers for your continued support.

Christopher B. Uhland

ASCA Registered Consulting Arborist #718
ISA Certified Arborist #PD-2510A
Pa Certified Horticulturist #874
ISA Tree Risk Assessment Qualified
ASCA Tree & Plant Appraisal Qualified

Acer

Paperbark Maple

Acer griseum

NOT NATIVE; FARM GROWN

Samaras are produced from yellow 1-3" long flower clusters; grows 20-30ft tall and 15-25ft wide; peeling red bark is attractive all year round; medium sized red to orange fall foliage; intolerant of drought; grows best in moist soil with full sun to partial shade.

DECIDUOUS ORNAMENTAL TREE

Bloodgood Japanese Maple

Acer palmatum 'Bloodgood'

NOT NATIVE; FARM GROWN

Small red flowers create red samaras that ripen in the early spring; maxes out at 15-20ft tall and wide; dark purple leaves are 2-5" long; best grown in partial shade with well-drained soil. DECIDUOUS ORNAMENTAL TREE

'Tamukeyama' Japanese Maple

Acer palmatum var. dissectum 'Tamukeyama'

NOT NATIVE; FARM GROWN

Inconspicuous red flowers bloom in spring; small, weeping habit; grows to be 8ft tall and 12ft wide; prefers full sun with well-drained soils. DECIDUOUS ORNAMENTAL TREE



Bloodgood Japanese Maple
Acer palmatum 'Bloodgood'

Armstrong Red Maple

Acer rubrum 'Armstrong'

NATIVE; FARM GROWN

Red showy flowers are the first sign of spring giving way to 1-3" long samaras; Reaches a height of 50-60ft with a spread of 15-20'; Silver-grey bark; lobed foliage turns yellow in fall. Does best North of Zone 9, fast growing in wet, full sun areas.

DECIDUOUS SHADE TREE

Redpointe® Red Maple

Acer rubrum 'Frank Jr.'

NATIVE; FARM GROWN

Red flowers in the spring; narrower habit than Red Sunset®; grows to be 40ft tall and 30ft wide; fall foliage has the most vibrant red color of all the cultivars; prefers full sun with well-drained soils. DECIDUOUS SHADE TREE

Green Mountain Sugar Maple

Acer saccharum 'Green Mountain'

NATIVE; FARM GROWN

Small yellow flowers give rise to green samaras in the spring; grows to be 40-60ft with a width of 25-45ft; yellow-red fall foliage; prefers full sun to partial shade in well drained soils; fast growing. DECIDUOUS SHADE TREE



Paperbark Maple.
Acer griseum



Fall Fiesta® Sugar Maple

Acer saccharum Fall Fiesta®

NATIVE; FARM GROWN

Insignificant, yellow flowers bloom in early spring; reaches a height of 50ft and spread of 40ft; fall color ranges from yellow to deep reds; prefers full sun; does not tolerate compaction and salt. DECIDUOUS SHADE TREE



Red Sunset® Maple

Acer rubrum 'Franksred'

NATIVE; FARM GROWN

Inconspicuous, red flowers bloom in spring creating samaras shortly after; reaches a max height of 50ft and spread of 40ft; prefers full sun with well-drained soils. DECIDUOUS ORNAMENTAL TREE



Armstrong Gold® Red Maple

Acer rubrum Armstrong Gold®

NATIVE; FARM GROWN

Red flowers in the spring; narrow habit; grows to be 40ft tall and 12ft wide; fall foliage is orange to gold; prefers full sun with well-drained soils. DECIDUOUS SHADE TREE

October Glory Red Maple

Acer rubrum October Glory

NATIVE; FARM GROWN

Small red flowers create red samaras that ripen in the early spring; Reaches a max height of 40-50ft with a width of 35-40ft; deep red fall foliage; does well in a variety of soils and prefers full sun to partial shade. DECIDUOUS SHADE TREE



October Glory Red Maple,
Acer rubrum October Glory

Asimina

Paw Paw

Asimina triloba

NATIVE; FARM GROWN

Flowers appear in May with a purple color followed by green edible fruit in late summer; reaches 20ft tall and wide; leaves turn yellow in fall; tolerates full sun and shade with moist soils; does best when planted in groups. DECIDUOUS FLOWERING TREE



Paw Paw, *Asimina triloba*

Aesculus

Bottlebrush Buckeye

Aesculus parviflora

NATIVE; FARM GROWN

Tall clusters of small white flowers bloom in mid-summer followed by large nuts in fall; grows 10-15ft with a spread of 15ft; large sets of 5 palmate arrange leaflets; yellow fall foliage; well-drain soil; prefers full sun to part shade. DECIDUOUS FLOWERING SHRUB

Fort McNair Buckeye,
Aesculus x carnea 'Fort McNair'



Autumn Splendor Buckeye

Aesculus x arnoldiana 'Autumn Splendor'

HYBRID; FARM GROWN

Tall clusters of small yellow flowers bloom in spring followed by large nuts in fall; grows to be 35ft with a spread of 30ft; large sets of 5 palmate arrange leaflets; brilliant fall foliage; well-drained soil; prefers full sun to part shade. DECIDUOUS FLOWERING TREE

Fort McNair Buckeye

Aesculus x carnea 'Fort McNair'

HYBRID; FARM GROWN

Long clusters of pink flowers with yellow throats bloom in mid-spring followed by nuts in fall; grows to be 30ft with a spread of 25ft; large sets of 5 palmate arrange leaflets; pale yellow fall foliage; well-drained soil; prefers full sun to part shade. DECIDUOUS FLOWERING TREE

Aronia


Red Chokeberry

Aronia arbutifolia 'Brilliantissima'

NATIVE; FARM GROWN

White flowers in May produce red fruit; grows 6-8ft with a narrow spread of 3-4ft; bright red fall foliage; handles a wide range of soil including boggy soils; prefers full sun to part shade; suckers and forms colonies. DECIDUOUS FLOWERING SHRUB

Amelanchier



Autumn Brilliance Serviceberry,
Amelanchier x grandiflora 'Autumn Brilliance'

Juneberry

Amelanchier x lamarckii

NATIVE; FARM GROWN

Early white blooms before leaves give rise to edible berries in mid-June; grows to a height and spread of 15-25ft; orange early fall foliage; tolerate a wide range of soils and prefer full sun to part shade. DECIDUOUS ORNAMENTAL TREE

Serviceberry

Amelanchier x grandiflora 'Autumn Brilliance'

NATIVE; FARM GROWN

Early white blooms before leaves give rise to edible berries in mid-June; grows to a height and spread of 15-25ft; orange early fall foliage; tolerate a wide range of soils and prefer full sun to part shade. DECIDUOUS ORNAMENTAL TREE

Betula

Dura Heat Rive Birch

Betula nigra 'Dura Heat'

NATIVE; FARM GROWN

Monoecious trees; max size of 40ft tall by 25ft wide; foliage turns yellow in the fall; exfoliating bark; plant in full sun to partial shade; tolerates wet soils. DECIDUOUS ORNAMENTAL TREE

Little King/ Fox Valley® River Birch

Betula nigra Fox Valley®

NATIVE; FARM GROWN

Insignificant catkins are brown or green in early spring; grows 10ft tall in a bush habit; yellow fall foliage; bark begins exfoliating at a young age; prefers full sun with wet soils; can tolerate drought conditions. DECIDUOUS ORNAMENTAL TREE

Heritage® River Birch

Betula nigra Heritage®

NATIVE; FARM GROWN

Insignificant catkins are brown or green in early spring; broad, upright habitat that grows to 50ft tall by 30ft wide; yellow fall foliage; bark begins exfoliating at a young age; prefers acidic, fertile soil; can tolerate semi aquatic conditions; does best in full sun. DECIDUOUS ORNAMENTAL TREE

Dura Heat River Birch,
Betula nigra 'Dura Heat'



Buxus

Winter Gem Boxwood

Buxus sinica var. insularis 'Winter Gem'

NOT NATIVE; FARM GROWN

Habit stays compact about 4ft tall and wide; dark green leaves sprout light green in spring; locate in full sun with well-drained organic soil that's slightly acidic. BROADLEAF EVERGREEN SHRUB

Variegated Boxwood

Buxus sempervirens 'Variegata'

NOT NATIVE; FARM GROWN

Broadly upright habit about 5ft tall and wide; foliage has cream edges with a dark green center; locate in full sun with well-drained organic soil that's slightly acidic. BROADLEAF EVERGREEN SHRUB

Dee Runk Boxwood

Buxus sempervirens 'Variegata'

NOT NATIVE; FARM GROWN

Upright habit about 10ft tall and 3ft wide; foliage is a deep emerald green; locate in full sun with well-drained organic soil that's slightly acidic. BROADLEAF EVERGREEN SHRUB



Winter Gem Boxwood;
Buxus sinica var. insularis 'Winter Gem'

Carpinus

American Hornbeam

Carpinus caroliniana

NATIVE; FARM GROWN

Catkins appear in the spring with a yellowish or green color; grows 40ft tall and 30ft wide; green foliage turns pale yellow in the fall; tolerant of any well drained soil; full sun to part shade. DECIDUOUS ORNAMENTAL TREE

Frans Fontaine Hornbeam

Carpinus betulus 'Frans Fontaine'

NOT NATIVE; FARM GROWN

Catkins appear in the spring with a yellowish or green color; grows in an upright form far narrower than the Fastigiata Hornbeam; reaches a mature height of 40ft and width of 15ft; smooth grey bark gives a muscle appearance; foliage turns orange come fall; plant in any soil; tolerates full sun to full shade. DECIDUOUS ORNAMENTAL TREE

Lucas Columnar Hornbeam

Carpinus betulus 'Lucas'

NOT NATIVE; FARM GROWN

Catkins appear in the spring with a yellowish or green color; grows in an upright form narrower than the Frans Fontaine Hornbeam; reaches a mature height of 30ft and width of 10ft; smooth grey bark gives a muscle appearance; foliage is orange come fall; plant in any soil; tolerates full sun to full shade. DECIDUOUS ORNAMENTAL TREE



American Hornbeam;
Carpinus caroliniana



European Hornbeam
Hedging,
Carpinus betulus

European Hornbeam Hedging

Carpinus betulus

NOT NATIVE; FARM GROWN

Catkins develop in early spring; reaches 40ft tall by 30ft wide; crown is pruned into a 2ft cylinder shape; foliage holds most of the year turning yellow in fall and tan by winter; prefers full sun to partial shade with any soil condition. DECIDUOUS ORNAMENTAL TREE

Columnar European Hornbeam

Carpinus betulus 'Fastigiata'

NOT NATIVE; FARM GROWN

Catkins appear in the spring with a yellowish or green color; grows in an upright spreading form of 30ft; smooth grey bark gives a muscle appearance; foliage appears with purplish tint in the spring but fades to green in summer and orange come fall; plant in any soil; tolerates full sun to full shade. DECIDUOUS ORNAMENTAL TREE

Wisconsin Red™ Hornbeam

Carpinus caroliniana Wisconsin Red™

NATIVE; FARM GROWN

Catkins develop in early spring; reaches a height of 35ft tall by 25ft wide; foliage turns shades of yellow to red in fall; plant in full sun to partial shade. DECIDUOUS ORNAMENTAL TREE



Blue Atlas Cedar, *Cedrus atlantica* 'Glauca'



Cedrus

Blue Atlas Cedar

Cedrus atlantica 'Glauca'

NOT NATIVE; FARM GROWN

Two to three inch upright, wide cones grow from tips of branches; has a pyramidal or irregular shape reaching 60ft tall and 40ft wide; whorled blue-green needles are prevalent year-round; prefers organically moist soils in mostly sunny areas; protect from northern winds. EVERGREEN ORNAMENTAL CONIFER

Weeping Blue Atlas Cedar

Cedrus atlantica 'Glauca Pendula'

NOT NATIVE; FARM GROWN

Two to three inch upright, wide cones grow from tips of branches; shape is defined by the staking process; often staked to have an s curve; whorled blue-green needles are prevalent year-round; prefers organically moist soils in mostly sunny areas; protect from northern winds. EVERGREEN ORNAMENTAL CONIFER

Deodar Cedar

Cedrus deodara

NOT NATIVE; FARM GROWN

Two-to-three-inch upright cones; reaches a height of 60ft and width of 40ft at maturity; whorled medium green needles; prefers organically moist soils in mostly sunny areas; protect from northern winds. EVERGREEN CONIFER

Deodar Cedar, *Cedrus deodara*



Celtis

Hackberry

Celtis occidentalis

NATIVE; FARM GROWN

Upright spreading habit; inconspicuous flowers in the spring; reaches a max height and spread of 60ft; tolerates wet conditions; prefers full sun. DECIDUOUS SHADE TREE

Cephalanthus

Fiber Optics® Buttonbush

Cephalanthus occidentalis 'Bailoptics'

NATIVE; FARM GROWN

Button like flowers bloom in the spring attracting a variety of pollinators; spreading habit; reaches a max height and spread of 6ft; tolerates wet conditions; prefers full sun. DECIDUOUS FLOWERING SHRUB

Cephalotaxus

Duke Gardens' Plum Yew

Cephalotaxus harringtonia 'Duke Gardens'

NOT NATIVE; FARM GROWN

Spreading habit; reaches a max height and spread of 4ft; tolerates dry conditions; prefers part shade.

EVERGREEN SHRUB

Japanese Plum Yew

Cephalotaxus harringtonia 'Fastigiata'

NOT NATIVE; FARM GROWN

Upright habit; reaches a max height of 10ft and spread of 5ft; tolerates dry conditions; prefers part shade.

EVERGREEN SHRUB

Japanese Plum Yew

Cephalotaxus harringtonia 'Fastigiata'



Cercis



Rising Sun™ Redbud,
Cercis canadensis 'The Rising Sun'

The Rising Sun™ Redbud

Cercis canadensis The Rising Sun

NATIVE; FARM GROWN

Pink clusters of flowers bloom on old wood in the early spring; reaches 15ft tall and wide; new growth in a light pink and fades into a pale green; does not tolerate overly dry or wet soil; plant in full sun to partial shade. DECIDUOUS ORNAMENTAL TREE

Merlot Redbud

Cercis canadensis 'Merlot'

NATIVE; FARM GROWN

Bright pink, clustered blooms come from purple buds in early April; they give rise to long seed pods along the branches of the tree; this wide tree grows about 20ft tall and 25ft wide; deep purple heart-shaped leaves develop in spring and fade to green in summer; does not tolerate overly dry or wet soil; plant in full sun to partial shade. DECIDUOUS ORNAMENTAL TREE

Flame Thrower® Redbud

Cercis canadensis Flame Thrower®

NATIVE; FARM GROWN

Pale pink, clustered blooms come from purple buds in early April; they give rise to long seed pods along the branches of the tree; reaches 20ft tall and wide; new growth is a deep vibrant red that fades to a pale green; does not tolerate overly dry or wet soil; plant in full sun to partial shade. DECIDUOUS ORNAMENTAL TREE

Hearts of Gold Redbud



Cercis canadensis 'Hearts of Gold'

Deep pink flowers along branches in early spring; reaches a max height of 25ft with a spread of 35ft; heart shaped leaves emerge gold and fade to green in early summer; prefers full sun to part shade; tolerates deer, clay and black walnut. DECIDUOUS ORNAMENTAL TREE; NATIVE; FARM GROWN.

Eastern Redbud

Cercis canadensis

NATIVE; FARM GROWN

Bright pink, clustered blooms give rise to long seed pods along the branches of the tree; this wide tree has a max width of 35ft and a height of 25ft; heart-shaped green leaves turn yellow in the fall; does not tolerate overly dry or wet soil; plant in full sun to partial shade.

DECIDUOUS ORNAMENTAL TREE

Midnight Express

Cercis canadensis 'Midnight Express'

NATIVE; FARM GROWN

Deep pink flowers bloom in early spring; grows to be 30ft tall with a 20ft width; heart shaped deep purple leaves; grows best in full sun to part shade with fertile soils. DECIDUOUS ORNAMENTAL TREE

Ruby Falls Redbud

Cercis canadensis 'Ruby Falls'

NATIVE; FARM GROWN

Bright pink, clustered blooms give rise to long seed pods along the branches of the tree in late September; weeping and spreading habit reach 8ft tall by 6ft wide; heart-shaped purple leaves fade to green through the summer; plant in full sun to partial shade with well-drained soil.

DECIDUOUS ORNAMENTAL TREE

Pink Pom Pom Redbud

Cercis canadensis 'Pink Pom Poms'

NATIVE; FARM GROWN

Pink clusters bloom larger than the standard redbud in early spring; reaches 13ft tall and wide; leaves are a bright green and heart shaped; does not tolerate overly dry or wet soil; plant in full sun to partial shade.

DECIDUOUS ORNAMENTAL TREE

Covey Redbud

Cercis canadensis 'Covey'

NATIVE; FARM GROWN

Light pink flowers bloom in early spring; weeping habit reaching a mature height and spread of 10ft; heart shaped light green leaves; grows best in full sun to part shade with fertile soils. DECIDUOUS ORNAMENTAL TREE



Covey Redbud, *Cercis canadensis* 'Covey'

Cercidiphyllum

Katsura Tree

Cercidiphyllum japonicum

NOT NATIVE; FARM GROWN

Reaches a height and width of 50ft with an upright habit; foliage is green at maturity and turns shades of yellow in fall with the scent of Cotton Candy; grows best in full sun with well-drained soil. DECIDUOUS SHADE TREE

Cotinus

Royal Purple Smoke Tree

Cotinus coggygia 'Royal Purple'

NOT NATIVE; FARM GROWN

Known for their smoke like seeds pods that appear in late august; small flowers bloom in late spring; spreading habit reaches a max height of 10ft and spread of 12ft; prefers full sun. DECIDUOUS FLOWERING SHRUB

Chionanthus

Chinese Fringe Tree

Chionanthus retusus

NOT NATIVE; FARM GROWN

Fragrant four-inch, fringe like flowers bloom in the spring; large spreading habit; reaches a max height and spread of 20ft; tolerates dry conditions; prefers part shade. DECIDUOUS FLOWERING SHRUB

Fringe Tree

Chionanthus virginicus

NATIVE; FARM GROWN

Fragrant four-inch, fringe like flowers bloom in the spring; fruits are a food source for wildlife in the late summer; large spreading habit; reaches a max height and spread of 20ft; tolerates dry conditions; prefers part shade. DECIDUOUS FLOWERING SHRUB

Chamaecyparis

Crippsii Hinoki Cypress

Chamaecyparis obtusa 'Crippsii'

NOT NATIVE; FARM GROWN

Grows to be 15ft tall with a 5ft spread but can grow to 50ft in native range; golden needles remain on the tree year-round; prefers full sun; well-drained soil; cannot tolerate drought. EVERGREEN ORNAMENTAL CONIFER



Crippsii Hinoki Cypress,
Chamaecyparis obtusa 'Crippsii'

Golden Dwarf Hinoki Cypress

Chamaecyparis obtusa 'Nana Lutea'

NOT NATIVE; FARM GROWN

Maxes out at 3ft tall by 2ft wide with a compact, round habit; foliage turns shades of gold and yellow in full sun; locate in a mostly sun location; does not tolerate poor soils. EVERGREEN ORNAMENTAL CONIFER

Well's Special Hinoki Cypress

Chamaecyparis obtusa 'Well's Special'

NOT NATIVE; FARM GROWN

Reaches about 8ft by 3ft with an open habit; narrow, flat, deep green foliage; prefers full sun to partial shade; does best in rich organic soils. EVERGREEN ORNAMENTAL CONIFER

Weeping Alaskan Cedar

Chamaecyparis nootkatensis 'Pendula'

NOT NATIVE; FARM GROWN

Reaches a height and width of 50ft with an upright habit; foliage is blue-green at maturity; grows best in full sun with well-drained soil. EVERGREEN ORNAMENTAL CONIFER

Narrow Weeping Alaskan Cedar

Chamaecyparis nootkatensis 'Green Arrow'

NOT NATIVE; FARM GROWN

Narrow profile with branches hanging close to the central leader; reaches a max height of 18ft and width of 3ft; green, flattened, scale like foliage; prefers full sun to partial shade; does best in rich organic soils. EVERGREEN ORNAMENTAL CONIFER

Vintage Gold Cypress

Chamaecyparis pisifera 'Vintage Gold'

NOT NATIVE; FARM GROWN

Grows to be 7ft tall with a 5ft spread; golden needles remain on the tree year-round; prefers part shade with moist fertile soil; avoid poor draining soils. EVERGREEN ORNAMENTAL CONIFER

Cornus

Miss Satomi Korean Dogwood

Cornus kousa 'Miss Satomi'

NOT NATIVE; FARM GROWN

Flowers are white to pink depending on the year; grows to a height and width of 15-25ft; reddish shine to the mostly green foliage; plant in full sun to partial shade with slightly acidic soil. DECIDUOUS ORNAMENTAL TREE

Hyperion® Dogwood

Cornus x Hyperion®

HYBRID; FARM GROWN

Large white flowers bloom in May and June spreading habit of 20ft tall and wide; green foliage turns yellow, orange, and sometimes purple; locate in full sun with well drained slightly acidic soil. DECIDUOUS ORNAMENTAL TREE

Cladrastis

Yellowwood

Cladrastis kentukea

NATIVE; FARM GROWN

Panicles bloom white in the end of May; tends to have a larger width than height reaching a max of 50ft tall and 55ft wide; yellow-green leaves turn deep yellow and gold in the fall; does best in full sun and well drained soils; tolerates any pH. DECIDUOUS SHADE TREE



Yellowwood, *Cladrastis kentukea*

Kousa Dogwood

Cornus kousa

NOT NATIVE; FARM GROWN

Large white flowers in late May create round red fruits in late summer; vase shaped reaching a height and spread of 25ft; reddish-purple early fall color; smooth grey bark exfoliates to show orange inner bark; prefers full sun and well drained acidic soils. DECIDUOUS ORNAMENTAL TREE

Cherokee Princess Dogwood

Cornus florida 'Cherokee Princess'

NATIVE; FARM GROWN

Large white flowers are produced in May; red, round fruit follows; layered habit reaches 25ft tall and wide; red fall foliage; prefers full sun and well drained acidic soils.

DECIDUOUS ORNAMENTAL TREE

Cherokee Brave Dogwood

Cornus florida 'Cherokee Brave'

NATIVE; FARM GROWN

Flowers have dark pink edges that fade to white in the center; blooms appear in May followed by red fruits; layered habit reaches 25ft tall and wide; red fall foliage; prefers full sun and well drained acidic soils.

ORNAMENTAL TREE



Celestial Shadow Dogwood

Cornus x Celestial Shadow ('Michael Steinhardt')

HYBRID; FARM GROWN

White flowers bloom in May; broad-upright habit reaches 15ft tall and wide; variegated foliage turns pink and orange in the fall; does best in full sun to partial shade with well drained and lightly acid soil.

DECIDUOUS ORNAMENTAL TREE

Aurora Dogwood

Cornus 'Rutban' *Aurora*

HYBRID; FARM GROWN

Large white flower bloom to be 3-5" in diameter; reaches a mature height and width of 18 feet; deep green leaves turn yellow in the fall; prefers full sun but tolerates partial shade; well-drained acidic soil conditions.

DECIDUOUS ORNAMENTAL TREE

Stellar Pink® Dogwood

Cornus x Stellar Pink® ('Rutgan')

HYBRID; FARM GROWN

Light pink to white flowers open in May; sterile; upright habit reaches a height of 25ft and width of 20ft; reddish-purple fall foliage is deep green through the summer; prefers full sun and well drained acidic soils.

DECIDUOUS ORNAMENTAL TREE

Variegated Red Twig Dogwood

Cornus alba 'elegantissima'

NOT NATIVE; FARM GROWN

Showy white flowers give rise to white berries in late summer; reaches a height and width of 10ft; light green leaves fade to white at the edge of the leaf; new wood is a vibrant red; prefers full sun and can tolerate wet soil conditions.

DECIDUOUS ORNAMENTAL SHRUB



Cherokee Brave Dogwood,
Cornus florida 'Cherokee Brave'



Venus Dogwood,
Cornus x Venus

Venus Dogwood

Cornus x Venus

HYBRID; FARM GROWN

Large white flowers cover the tree in May; red rounded fruit appear by fall; spreading habit of 20ft tall and wide; deep green leaves turn orange come fall; locate in full sun with well drained slightly acidic soil. DECIDUOUS ORNAMENTAL TREE

Pagoda Dogwood

Cornus alternafolia

NATIVE; FARM GROWN

Small, showy clusters of white flowers bloom in late spring; reaches a mature height of 30ft and width of 25ft; foliage turns a burgundy purple in fall; prefers full sun. DECIDUOUS ORNAMENTAL SHRUB

Red Twig Dogwood

Cornus baileyi

NATIVE; FARM GROWN

Showy white flowers give rise to white berries in late summer; reaches a height and width of 10ft; new branches are bright red in color; prefers full sun and can tolerate wet soil conditions. DECIDUOUS ORNAMENTAL SHRUB



Celestial® Dogwood
Cornus x Celestial® ('Rutdan')

Celestial® Dogwood

Cornus x Celestial® ('Rutdan')

HYBRID; FARM GROWN

Sterile white flowers appear in May; reaches a height of 18ft and width of 8ft with an upright habit; green foliage turns reddish-purple in early fall; prefers full sun and well drained acidic soils. DECIDUOUS ORNAMENTAL TREE

Gray Dogwood

Cornus racemosa

NATIVE; FARM GROWN

Showy white flowers give rise to white berries in late summer; reaches a height and width of 15ft; foliage turns a deep purple in fall; prefers full sun and wet soil conditions; tolerate city pollution. DECIDUOUS ORNAMENTAL SHRUB

Scarlet Fire® Dogwood


Cornus x Scarlet Fire® ('Rutpink')

HYBRID; FARM GROWN

Deep pink flowers open in mid-May followed by red, round fruits; reaches 20ft tall and 15ft wide with a well-branched form; foliage opens a greenish purple that fades to green in the summer; prefers full sun and well drained acidic soils. DECIDUOUS ORNAMENTAL TREE



Scarlet Fire® Dogwood
Cornus x Scarlet Fire® ('Rutpink')



Winter King Hawthorn,
Crataegus virdis 'Winter King'

Crataegus

Winter King Hawthorn

Crataegus virdis 'Winter King'

NATIVE; FARM GROWN

Small fragrant white flowers bloom in spring; small red fruits appear in fall and stays until early winter; has a mature width of 25ft and height of 20ft; red fall foliage; smooth light grey bark has the potential to create small thorns; prefers full sun and well drained soils; tolerates urban conditions. DECIDUOUS ORNAMENTAL TREE

Gleditsia

Skyline Honeylocust

Gleditsia triacanthos var. inermis

NATIVE; FARM GROWN

Produces greenish-white flowers in early spring followed by 18 inch long seedpods; grows to be 60-80 feet; leaves are composed of 10-20 small leaflets; plant in full sun; tolerates urban conditions.

DECIDUOUS SHADE TREE

Cryptomeria



Yoshino Cryptomeria

Cryptomeria japonica 'Yoshino'

NOT NATIVE; FARM GROWN

Has an irregular habit reaching 70ft tall by 30ft wide at maturity; new growth appears light green in spring but fades to a deep green; deer resistant; prefers full sun to partial shade and can tolerate drought. EVERGREEN ORNAMENTAL CONIFER

Hamamelis

Common Witch Hazel

Hamamelis virginiana

NATIVE; FARM GROWN

Thin yellow flowers bloom in mid to late fall; spreading habit can reach up to 15ft tall and wide; yellow fall foliage; locate in full sun with moist, semi acidic soil. DECIDUOUS FLOWERING SHRUB

Ozark Witch Hazel

Hamamelis vernalis

NATIVE; FARM GROWN

Red to yellow narrow flowers bloom in late winter to early spring; broad habit reaches 8ft tall and wide with branches swoping downwards; yellow fall foliage; locate in full sun with moist, semi acidic soil. DECIDUOUS FLOWERING SHRUB

Diane Witch Hazel

Hamamelis x intermedia 'Diane'

HYBRID; FARM GROWN

Thin red flowers bloom from February until mid-March; spreading habit reaches 12ft tall and 10ft wide; yellow, orange, and red fall color; locate in full sun with moist, semi acidic soil; tolerant of urban conditions. DECIDUOUS FLOWERING SHRUB

Arnold Promise Witch Hazel

Hamamelis x intermedia 'Arnold Promise'

HYBRID; FARM GROWN

Thin yellow flowers bloom in late winter to early spring; spreading habit reaches 15ft tall and wide; yellow fall foliage is followed by brown foliage in the winter; locate in full sun with moist, semi acidic soil; tolerant of urban conditions. DECIDUOUS FLOWERING SHRUB



Hibiscus



Aphrodite Rose of Sharon

Hibiscus syriacus 'Aphrodite'

NOT NATIVE; FARM GROWN

Large pink flowers with a deep red center; blooms throughout the summer; grows to be 10ft tall and 8ft wide; leaves are a dark green; plant in full sun; tolerates urban conditions, deer, and drought. DECIDUOUS FLOWERING SHRUB

Red Heart Rose of Sharon

Hibiscus syriacus 'Red Heart'

NOT NATIVE; FARM GROWN

Large white flowers with a deep red center; blooms throughout the summer; grows to be 10ft tall and 18ft wide; leaves are a dark green; plant in full sun; tolerates urban conditions, deer, and drought. DECIDUOUS FLOWERING SHRUB



Diana Rose of Sharon

Hibiscus syriacus 'Diana'

NOT NATIVE; FARM GROWN

Produces large white flowers throughout the summer; grows to be 8ft tall and 6ft wide; leaves are a dark green; plant in full sun; tolerates urban conditions, deer, and drought. DECIDUOUS FLOWERING SHRUB

Blue Bird Rose of Sharon

Hibiscus syriacus 'Blue Bird'

NOT NATIVE; FARM GROWN

Large periwinkle flowers have a deep purple center; blooms throughout the summer; grows to be 12ft tall and 10ft wide; leaves are a dark green; plant in full sun; tolerates urban conditions, deer,

Hydrangea

Little Lime® Hydrangea

Hydrangea paniculata Little Lime®

NOT NATIVE; FARM GROWN

Lime green flowers bloom in late summer; reaches 5ft tall and wide at maturity; deep green foliage from spring to fall; plant in full sun to partial shade; well-drained moist soil conditions; grown in shrub form and tree form. DECIDUOUS FLOWERING SHRUB

Pinky Winky Hydrangea

Hydrangea 'Pinky Winky'

HYBRID; FARM GROWN


Large round white flowers turn pink through the summer; reaches 8ft tall and wide at maturity; deep green foliage from spring to fall; well-drained moist soil conditions; plant in full sun to partial shade. DECIDUOUS FLOWERING SHRUB

Little Quickfire® Hydrangea

Hydrangea paniculata 'SMHOLQF' Little Quickfire

NOT NATIVE; FARM GROWN

Sets of pale pink flowers only grow on new wood in late summer; reaches 15ft wide and tall; dark green foliage; prefers full sun to partial shade; moist well-drained soil; grown in shrub form and tree form. DECIDUOUS FLOWERING SHRUB




Limelight Hydrangea

Hydrangea paniculata 'Limelight'

NOT HYBRID; FARM GROWN

Sets of white to green flowers only grow on new wood in late summer; reaches 8ft wide and tall; dark green foliage; prefers full sun to partial shade; moist well-drained soil; grown in shrub form and tree form. DECIDUOUS FLOWERING SHRUB



Oak Leaf Hydrangea

Hydrangea quercifolia

NATIVE; FARM GROWN

Sets of pyramidal white flowers only grow on old wood in early summer; reaches 8ft wide and tall; dark green foliage; prefers full sun to partial shade; well-drained soil. DECIDUOUS FLOWERING SHRUB

Snow Queen Hydrangea

Hydrangea quercifolia 'Snow Queen'

NATIVE; FARM GROWN

Sets of pyramidal white flowers bloom in early summer and fade to pinky purple; reaches 6ft wide and tall; dark green foliage; prefers full sun to partial shade; well-drained soil. DECIDUOUS FLOWERING SHRUB

Alice Hydrangea

Hydrangea quercifolia 'Alice'

NATIVE; FARM GROWN

Sets of pyramidal white flowers bloom in early summer and fade to pink; reaches 5 to 8ft wide and tall; dark green foliage; prefers full sun to partial shade; well-drained soil. DECIDUOUS FLOWERING SHRUB



Satyr Hill American Holly, *Ilex opaca* 'Satyr Hill'

Satyr Hill American Holly

Ilex opaca 'Satyr Hill'

NATIVE; FARM GROWN

White flowers bloom in May; red berry clusters appear in October; can reach up to 30ft tall with a 20ft spread; dark green, pointed foliage; prefers full sun to partial shade; well-drained soil that is slightly acidic; tolerates urban conditions.

BROADLEAF EVERGREEN TREE

Shamrock Inkberry Holly

Ilex glabra 'Shamrock'

NATIVE; FARM GROWN

Inconspicuous flowers bloom in early spring; black drupes are a food source for wildlife; can reach a height and width of 4ft; rounded dark green foliage; prefers full sun to partial shade; well-drained soil that is slightly acidic; tolerates wet conditions. BROADLEAF EVERGREEN TREE

Dwarf Winterberry Holly

Ilex verticillate 'Red Sprite'

NATIVE; FARM GROWN

Heaps of small white flowers bring bright red fruit from fall until winter; bush habit with a height and width of 4ft; prefers full sun to partial shade; well-drained soil that holds some water. DECIDUOUS SHRUB

Ilex

Dragon Lady Holly

Ilex x aquipernyi Dragon Lady® (Meschick)

NOT NATIVE; FARM GROWN

Small, greenish white flowers bring red fruit in the fall; pyramidal habit reaches a max height of 20ft tall by 6ft wide; deep green foliage has a bluish shine; locate in full sun to partial shade with semi acidic soil. BROADLEAF EVERGREEN TREE

Blue Maid Holly

Ilex x meserveae 'Blue Maid'

NOT NATIVE; FARM GROWN

Small, greenish white flowers bring red fruit in the fall; pyramidal habit reaches a max height of 10ft tall by 6ft wide; deep green foliage has a bluish shine; locate in full sun to partial shade with semi acidic soil. BROADLEAF EVERGREEN TREE

Nellie R. Stevens Holly

Ilex x 'Nellie R. Stevens'

NOT NATIVE; FARM GROWN

Small, pale white flowers bloom in spring and give rise to bright red berries in fall and winter; pyramidal habit grows to be 30ft tall and 25ft wide with dense branching of leaves; dark green, glossy leaves have sharp points around the edges; prefers full sun to partial shade; well-drained soil. BROADLEAF EVERGREEN TREE



Dragon Lady Holly, *Ilex x aquipernyi*
Dragon Lady® (Meschick)

Winter Red Winterberry Holly

Ilex verticillata 'Winter Red'

NATIVE; FARM GROWN

Heaps of small white flowers bring bright red fruit from fall until winter; bush habit with a height and width of 8ft; prefers full sun to partial shade and acidic soil conditions; will tolerate clay. DECIDUOUS SHRUB

Southern Gentlemen Winterberry Holly

Ilex verticillata 'Southern Gentlemen'

NATIVE; FARM GROWN

Male pollinator to Winter Red Winterberry; bush habit with a height and width of 8ft; prefers full sun to partial shade; well-drained soil. DECIDUOUS SHRUB

Winter Gold Winterberry Holly

Ilex verticillata 'Winter Gold'

NATIVE; FARM GROWN

Heaps of small white flowers bring gold fruit in late summer; bush habit with a height and width of 8ft; prefers full sun to partial shade; well-drained soil. DECIDUOUS SHRUB

Jim Dandy Winterberry Holly

Ilex verticillata 'Jim Dandy'

NATIVE; FARM GROWN

Male pollinator to Berry Heavy and Red Sprite Winterberry; bush habit with a height and width of 8ft; prefers full sun to partial shade; well-drained soil. DECIDUOUS SHRUB



Juniperus

Robusta Green Juniper

Juniperus chinensis 'Robusta Green'

NOT NATIVE; FARM GROWN

Separate male and female flowers are produced on different trees; small berry like cones follow; grows to be around 15ft in height but can get bigger in the right conditions; bluish-green foliage with an irregular growth pattern; locate in full sun with well-draining soils. EVERGREEN ORNAMENTAL CONIFER

Taylor Juniper

Juniperus virginiana 'Taylor'

NATIVE; FARM GROWN

Narrow habit reaching 20ft and spreading up to 4ft; medium green foliage; tolerant of multiple conditions; plant in full sun with and soil of any pH. Produce blue, berry like cones in the winter. EVERGREEN ORNAMENTAL CONIFER

Emerald Sentinel Juniper

Juniperus virginiana 'Corcorcor'

NATIVE; FARM GROWN

Separate male and female flowers are produced on different trees; small cones follow; grows to be around 25ft in height with a spread of 8ft; deep green foliage with an irregular growth pattern; locate in full sun with well-draining soils. EVERGREEN ORNAMENTAL CONIFER



Lindera

Spicebush

Lindera benzoin

NATIVE; FARM GROWN

Small aromatic yellow flowers bloom in the early spring; mounding habit of 12ft; locate in part shade with well-draining soils; tolerates deer and drought. DECIDUOUS FLOWERING SHRUB

Oriental Spicebush

Lindera angustifolia

NOT NATIVE; FARM GROWN

Small aromatic yellow flowers bloom in the early spring; mature size of 8ft tall and 5ft wide; locate in full sun to part shade with well-draining soils. DECIDUOUS FLOWERING SHRUB



Oriental Spicebush, *Lindera angustifolia*

Arnold Tulip Poplar, *Liriodendron tulipifera* 'Arnold'



Liriodendron

Tulip Poplar

Liriodendron tulipifera

NATIVE; FARM GROWN

Orange-green tulip flowers bloom in early spring; grows to be 80ft tall but can reach over 120ft in wooded areas; yellow fall foliage; plant in full sun to part shade with organic soils. DECIDUOUS SHADE TREE

Arnold Tulip Poplar

Liriodendron tulipifera 'Arnold'

NATIVE; FARM GROWN

Orange-green tulip flowers bloom in late spring; narrow habit reaching 60ft tall and 20ft wide; yellow fall foliage; plant in full sun to part shade with organic soils. DECIDUOUS SHADE TREE

Liquidambar

Moraine Sweetgum

Liquidambar styraciflua 'Moraine'

NATIVE; FARM GROWN

Low fruit production; grows to be 70ft tall and 50ft wide; red fall foliage; prefers full sun with well-drained soils. DECIDUOUS SHADE TREE

Slender Silhouette Sweetgum

Liquidambar styraciflua 'Moraine'

NATIVE; FARM GROWN

Low fruit production; reaches a height of 60ft tall with a narrow width of 6-8ft; red and yellow fall foliage; tolerant of urban conditions; locate in full sun with any soil condition that retains water. DECIDUOUS SHADE TREE

Magnolia

Leonard Messel Magnolia

Magnolia x leobneri 'Leonard Messel'

NOT NATIVE; FARM GROWN

Frilly pale pink flowers bloom in early spring; grows to be 15 feet tall and wide in shrub form and up to 30 feet tall in tree form; prefers full sun to part shade and well-drained soil. DECIDUOUS ORNAMENTAL TREE

Jane Magnolia

Magnolia x liliflora 'Jane'

NOT NATIVE; FARM GROWN

Fuzzy buds open to large pink flowers; compact bushy habit reaching 15ft tall; yellow fall foliage; locate in full sun or partial shade; well drained soils. DECIDUOUS ORNAMENTAL TREE

Sunsation Magnolia

Magnolia 'sunsation'

NOT NATIVE; FARM GROWN

Large yellow flowers with a pale pink throat; reaches a height of 25 feet and width of 8 feet; locate in full sun or partial shade; well drained soils. DECIDUOUS ORNAMENTAL TREE

Galaxy Magnolia

Magnolia 'Galaxy'

NOT NATIVE; FARM GROWN

Large pink flowers with shades of red and purple bloom in early spring; grow upright to 30ft tall and 20ft wide; large, wide, ovate leaves; resistant to mildews; prefers full sun to partial shade with well drained soils. DECIDUOUS ORNAMENTAL TREE

Daybreak Magnolia

Magnolia 'Daybreak'

NOT NATIVE; FARM GROWN

Pink flowers bloom 8-10 in in diameter; grows upright to 30ft tall and 20ft wide; large, wide, ovate leaves; resistant to mildews; prefers full sun to partial shade with well drained soils. DECIDUOUS ORNAMENTAL TREE

Waterlily Magnolia


Magnolia stellata 'Waterlily'

NOT NATIVE; FARM GROWN

White flowers bloom in the early spring appearing like waterlily flowers; grows to 20ft tall and 15ft wide; large, wide, ovate leaves; resistant to mildews; prefers full sun to partial shade with well drained soils. DECIDUOUS ORNAMENTAL TREE



Galaxy Magnolia,
Magnolia 'Galaxy'



Bracken's Brown Beauty Southern Magnolia

Magnolia grandiflora 'Bracken's Brown'

NOT NATIVE; FARM GROWN

Large cream-colored flowers bloom in May to June; grows to be 30ft tall and 25ft wide; large, wide, ovate leaves stay green year-round; prefers full sun to partial shade with well drained soils. DECIDUOUS

Sweetbay Magnolia

Magnolia virginiana

NATIVE; FARM GROWN

Small off-white flowers in spring; red seeds from tan seedpods; grows to be 20ft wide and tall; yellowish fall foliage; prefers full sun to partial shade with well drained soils. DECIDUOUS ORNAMENTAL TREE

Jim Wilson® Sweetbay Magnolia

Magnolia virginiana Moonglow®

NATIVE; FARM GROWN

Medium off-white flowers bloom in mid spring; maxes out at 30ft tall and 20ft wide; foliage has a silver hue on the underside of the leaves; tolerate to most pollutants and sun conditions but requires moist acidic soils. EVERGREEN ORNAMENTAL TREE

Jim Wilson® Sweetbay Magnolia
Magnolia virginiana Moonglow®



Dawn Redwood, *Metasequoia glyptostroboides*



Mercury® Magnolia

Magnolia x soulangeana

NOT NATIVE; FARM GROWN

Large pink buds open to fuchsia flowers; reaches a height of 25 feet and width of 15 feet; locate in full sun or partial shade; well drained soils. DECIDUOUS ORNAMENTAL TREE

Yellowbird Magnolia

Magnolia x brooklynensis

NOT NATIVE; FARM GROWN

Large yellow flowers bloom in the spring; hybrid of a Cucumber Magnolia; reaches 40 feet in height with a width of 25 feet; prefers full sun to part shade with well-drain soils. DECIDUOUS ORNAMENTAL TREE

Metasequoia

Dawn Redwood

Metasequoia glyptostroboides

NOT NATIVE; FARM GROWN

Reaches over 100ft with a spread of at least 25ft; needles turn reddish brown in fall/winter; does not tolerate high alkaline soils. DECIDUOUS CONIFER

Malus

Sugar Thyme Crabapple

Malus 'Sutyzam' Sugar Thyme

NATIVE; FARM GROWN

Cream colored flowers in early spring give rise to small red apples in the fall; reaches a height of 18 feet tall and 15 feet wide; new foliage appears reddish-purple; fall foliage is shades of orange; prefers full sun with well-drained soils.

FLOWERING ORNAMENTAL TREE

Prairiefire Crabapple

Malus 'Prairiefire'

NATIVE; FARM GROWN


Light pink flowers in early spring; small red apples are produced in fall; reaches a height of 20 feet tall and 15 feet wide; fall foliage is shades of orange; prefers full sun with well-drained acidic soils. FLOWERING ORNAMENTAL

Red Jewel™ Crabapple

Malus 'Jewelcole'

NATIVE; FARM GROWN

White flowers in early spring; small red apples are produced in fall; reaches a height of 15 feet tall and 12 feet wide; fall foliage is shades of orange; prefers full sun with well-drained acidic soils. FLOWERING ORNAMENTAL TREE



Wildfire Black Gum,
Nyssa sylvatica 'Wildfire'

Nyssa

Wildfire Black Gum

Nyssa sylvatica 'Wildfire'

NATIVE; FARM GROWN

Small flowers give rise to black fruit in the fall; reaches a height of 40 feet tall and 25 feet wide; new foliage appears reddish-purple; fall foliage is shades of orange; prefers full sun with well-drained soils. DECIDUOUS SHADE TREE

Black Gum

Nyssa sylvatica

NATIVE; FARM GROWN

Small flowers give rise to black fruit in the fall; reaches a height of 40 feet tall and 25 feet wide; brilliant fall foliage ranging from yellow to deep red; prefers full sun with well-drained soils. DECIDUOUS SHADE TREE

Northern Splendor Black Gum

Nyssa sylvatica 'Northern Splendor'

NATIVE; FARM GROWN

Small flowers give rise to black fruit in the fall; reaches a height of 40 feet tall and 30 feet wide; foliage turns a bright red in fall; prefers full sun with well-drained soils. DECIDUOUS SHADE TREE

Ostrya

American Hop Hornbeam

Ostrya virginiana

NATIVE; FARM GROWN

Grows to be 35ft by 25ft with muscle like wood; yellow fall foliage; full sun to partial shade; acidic well drained soil. DECIDUOUS SHADE TREE

Platanus

London Plane Bloodgood

Platanus x acerifolia Bloodgood

HYBRID; FARM GROWN

Inconspicuous flowers give rise to 1-inch fuzzy balls; grows to be 50ft with a spread of 45ft; golden fall foliage; prefers full sun with well-drained soils. DECIDUOUS SHADE TREE



Yoshino Cherry

Prunus x yedoensis

NOT NATIVE; FARM GROWN

Rounded crown at maturity reaching 40 feet tall and wide; white to pale pink flowers bloom in early spring; prefers full sun to partial shade; well-drained soils. DECIDUOUS ORNAMENTAL TREE

London Plane Exclamation!™

Platanus x acerifolia Exclamation™

HYBRID; FARM GROWN

Inconspicuous flowers give rise to 1-inch fuzzy balls; grows to be 65ft with a spread of 50ft; golden fall foliage; prefers full sun with well-drained soils; upright growth habit with a strong central leader. DECIDUOUS SHADE TREE

Prunus

Okame Cherry

Prunus x Okame

NOT NATIVE; FARM GROWN

Fragrant pink flowers in the early spring; has a width and height of 30 ft; fall foliage is yellow to gold in color; prefers full sun to partial shade and can tolerate most soils. DECIDUOUS ORNAMENTAL TREE

Kwanzan Cherry

Prunus x 'Kanzan'

NOT NATIVE; FARM GROWN

Stunning double pink flowers bloom in April; reaches a max height of 35 feet and width of 35 feet; prefers full sun; moist well-drained soil. DECIDUOUS ORNAMENTAL TREE

Quercus

Sawtooth Oak

Quercus acutissima

NOT NATIVE; FARM GROWN

Acorns are known for a scruffy top; variable size and habit; typically grows to 50ft tall; yellow to gold fall foliage; prefers full sun and acidic, well-drained soils. DECIDUOUS SHADE TREE

Shingle Oak

Quercus imbricaria

NATIVE; FARM GROWN

Inconspicuous flowers; produces small acorns in the fall; reaches a height and width of 60ft; yellow-brown fall color; prefers full sun with well-drained soils. DECIDUOUS SHADE TREE

Northern Red Oak

Quercus rubra

NATIVE; FARM GROWN

Acorns are a wildlife food source; reaches a height of 70ft tall and wide; leaves have pointed lobes; red fall foliage; prefers full sun and acidic, well-drained soils. DECIDUOUS SHADE TREE

White Oak

Quercus alba

NATIVE; FARM GROWN

Acorns are a wildlife food source; grows to be 50ft tall and wide but can grow larger in ideal conditions; deeply lobed leaves; yellow to red fall foliage; full sun to partial shade; drought tolerant; cannot tolerate consistently wet soils. DECIDUOUS SHADE TREE

Swamp White Oak

Quercus alba

NATIVE; FARM GROWN

Acorns are a food source for wildlife; grows to be 60ft tall and wide but can grow larger in ideal conditions; lobed leaves; yellow to red fall foliage; full sun; tolerates consistently wet soil conditions. DECIDUOUS SHADE TREE

Pin Oak

Quercus palustris

NATIVE; FARM GROWN

Small flat acorns in the fall; reaches heights of 50 to 60ft depending on location; branches arch downwards; dainty, deep lobed leaves; red fall foliage; prefers full sun and acidic, moist soils. DECIDUOUS SHADE TREE

Willow Oak

Quercus phellos

NATIVE; FARM GROWN

Acorns are a wildlife food source; grow to be 50ft tall and wide but can grow larger in ideal conditions; narrow leaves turn red and orange in the fall; prefers full sun and acidic, moist soils. DECIDUOUS SHADE TREE

Kindred Spirit® Oak

Quercus x warei 'Nadler'

NATIVE; FARM GROWN

Acorns are a wildlife food source; reaches a height of 30ft tall and 6ft wide; leaves have pointed lobes; red fall foliage; prefers full sun and acidic, well-drained soils. DECIDUOUS SHADE TREE

Sassafras

Sassafras

Sassafras albidum

NATIVE; FARM GROWN

Clusters of small white flowers give rise to black fruit; can spread by root suckers creating a colony; grows to be 60ft tall with a pyramidal habit; yellow to purple fall foliage; full sun to partial shade; acidic well drained soil. DECIDUOUS ORNAMENTAL TREE



Swamp White Oak,
Quercus bicolor



Japanese Stewartia,
Stewartia pseudocamellia

Stewartia

Japanese Stewartia

Stewartia pseudocamellia

NOT NATIVE; FARM GROWN

Large white flowers in June give rise to fruit in the fall; grows to be 30ft tall and 15ft wide; stunning fall foliage that fades from a brilliant orange to burgundy; full sun to partial shade; moist well drained soil. DECIDUOUS ORNAMENTAL TREE

Evening Light Japanese Snowball
Styrax japonicus 'Evening Light'



Taxodium

Columnar Common Bald Cypress

Taxodium distichum var. *distichum* Shawnee Brave
(‘Mickelson’)

NOT NATIVE; FARM GROWN

Grows to be 75ft tall and 25ft wide with a columnar habit; orange fall foliage; scruffy copper bark; full sun with moist, acidic soil. DECIDUOUS ORNAMENTAL CONIFER

Styrax

Evening Light Japanese Snowball

Styrax japonicus 'Evening Light'

NOT NATIVE; FARM GROWN

Bell shaped white flowers are followed by white berries; grows to be 16ft tall and 10ft wide; deep purple to maroon foliage through the year; full sun to partial shade; acidic well drained soil. DECIDUOUS ORNAMENTAL TREE

Japanese Snowball

Styrax japonicus

NOT NATIVE; FARM GROWN

Bell shaped white flowers are followed by white berries; grows to be 25ft tall and wide; yellow fall foliage; full sun to partial shade; acidic well drained soil. DECIDUOUS ORNAMENTAL TREE

Syringa

Japanese Tree Lilac

Syringa reticulata 'Ivory Silk'

NOT NATIVE; FARM GROWN

Fragrant bell-shaped white flowers are followed by white berries; grows to be 25ft tall and wide; yellow fall foliage; full sun to partial shade; acidic well drained soil. DECIDUOUS ORNAMENTAL TREE

Tilia

Green Mountain® Linden

Tilia tomentosa Green Mountain®

NOT NATIVE; FARM GROWN

Showy puffs of small yellow flowers; grows to be 45ft tall with a 35ft spread; leaves are a dark green with a white underside; yellow fall color; prefers full sun and adapts to most soil conditions. DECIDUOUS SHADE TREE

Redmond Linden

Tilia americana 'Redmond'

NATIVE; FARM GROWN

Showy puffs of small yellow flowers; narrow habit reaching 75ft tall and 45ft wide; yellow fall color; prefers full sun and are drought tolerance. DECIDUOUS SHADE TREE

Little Leaf Linden

Tilia cordata 'Greenspire'

NOT NATIVE; FARM GROWN

Early spring flowers are fragrant; grows to be 50ft tall with a 30ft spread; leaves are a dark green accompanied by a second narrow yellow leaf; prefers full sun and adapts to most soil conditions. DECIDUOUS SHADE TREE



Japanese Tree Lilac,
Syringa reticulata 'Ivory Silk'

Thuja

Emerald Green Arborvitae,
Thuja occidentalis 'Emerald Green'



Emerald Green

Thuja occidentalis 'Emerald Green'

NATIVE; FARM GROWN

Stays below 30ft tall and 5ft wide; sprays of light green foliage; prefers full sun to partial shade; not drought tolerant. EVERGREEN ORNAMENTAL CONIFER

Green Giant Arborvitae
Thuja x Green Giant



Green Giant Arborvitae

Thuja x 'Green Giant'

NOT NATIVE; FARM GROWN

Can grow to be 50ft tall and 20ft wide; sprays of green foliage; deer resistant; tolerates most soil conditions with full sun to partial shade. EVERGREEN ORNAMENTAL CONIFER

Ulmus

Princeton American Elm

Ulmus americana 'Princeton'

NATIVE; FARM GROWN

Grows to be 75ft tall and 50ft wide; yellow fall foliage; resistant to Dutch Elm Disease; tolerates most soil conditions but prefer wet soil and full sun. DECIDUOUS SHADE TREE

Colonial Spirit American Elm

Ulmus americana 'Princeton'

NATIVE; FARM GROWN

Grows to be 65ft tall and 50ft wide with a vase shape; yellow fall foliage; resistant to Dutch Elm Disease; tolerates most soil conditions but prefers wet soil and full sun. DECIDUOUS SHADE TREE



VIBURNUM

Snowball Viburnum, *Viburnum opulus* 'Sterile Snowball'

Prague Viburnum

Viburnum pragnese

NOT NATIVE; FARM GROWN

White flowers in the spring; can reach up to 10ft tall and wide; narrow, glossy, green leaves; does best in full sun with well-drained, acidic soils. EVERGREEN FLOWERING SHRUB

Snowball Viburnum

Viburnum opulus 'Sterile Snowball'

NOT NATIVE; FARM GROWN

Sterile white flowers appear in May; spreads to be 12ft tall and wide; deer resistant; tolerates any soil condition that is well-drained; full sun to partial shade. DECIDUOUS FLOWERING SHRUB

Arrowwood Viburnum

Viburnum dentatum Chicago Lustre®

NATIVE; FARM GROWN

White spring flowers; upright habit of 10ft; reddish fall foliage; mature bark has pointed arrow-like bumps; grows best in full sun with well-drained soil. DECIDUOUS FLOWERING SHRUB

Cree Viburnum

Viburnum rhytidophyllum Cree

NOT NATIVE; FARM GROWN

White flowers in spring give rise to black fall fruit; has a dense habit reaching 8ft tall and wide; semi-evergreen foliage; prefers light to medium shade with well-drained soil. EVERGREEN FLOWERING SHRUB

American Cranberry Viburnum

Viburnum opulus var. *americanum*

NATIVE; FARM GROWN

White lacecap flowers bloom in early spring; fruit turns red when ripe in the late summer; grows to be 12ft tall and wide; foliage turns maroon in the fall; grows best in full sun with well-drained soil. DECIDUOUS FLOWERING SHRUB



Prague Viburnum, *Viburnum pragnese*



Shasta Viburnum, *Viburnum plicatum* f. *tomentosum* 'Shasta'

Korean Spice Viburnum

Viburnum carlesii

NOT NATIVE; FARM GROWN

Bright white flowers fade to pink in spring; fruit turns black when ripe in the fall; grows to be 6ft tall and wide; flowers are known for their fragrance throughout their bloom; grows best in full sun with well-drained soil.

DECIDUOUS FLOWERING SHRUB

Shasta Viburnum

Viburnum plicatum f. *tomentosum* 'Shasta'

NOT NATIVE; FARM GROWN

White clusters of flowers bloom in the spring; fruit turns black when ripe in the late summer; grows to be close to 6ft tall and up to 12ft wide; foliage turns red, maroon, and even purple in the fall; grows best in full sun with well-drained soil. DECIDUOUS FLOWERING SHRUB

Judd Viburnum

Viburnum x juddii

NOT NATIVE; FARM GROWN

Large pinkish white flowers open in the early spring in large clusters; flowers are fragrant; grows to be close to 6ft tall and wide; foliage is a blue green color; grows best in full sun with well-drained soil; drought tolerant. DECIDUOUS

FLOWERING SHRUB

Burkwood Viburnum

Viburnum x burkwoodii

NOT NATIVE; FARM GROWN

Pinkish white clusters of small flowers bloom in April; fruit turns black when ripe in the late summer but is not showy; grows to be close to 10ft tall and up to 7ft wide; foliage turns red, maroon, and even purple in the fall; full

sun to part shade with well-drained soil. DECIDUOUS

FLOWERING SHRUB

Opening Day™ Viburnum

Viburnum plicatum Opening Day™

NOT NATIVE; FARM GROWN

Sets of round white flowers in spring; can reach up to 10ft tall and wide; red fall foliage; prefers full sun and well-drained soil. DECIDUOUS FLOWERING SHRUB



Opening Day™ Viburnum
Viburnum plicatum Opening Day™



Leafleaf Viburnum, *Viburnum rhytidophyllum*

Leatherleaf Viburnum

Viburnum x rhytidophyllum

NOT NATIVE; FARM GROWN

White flowers in spring give rise to black fall fruit; grows to be over 10ft tall and wide; semi-evergreen foliage; prefers full sun with acidic well-drained soil. SEMI EVERGREEN SHRUB




Alleghany Viburnum, *Viburnum x rhytidophylloides 'Alleghany'*

Alleghany Viburnum

Viburnum x rhytidophylloides 'Alleghany'

NOT NATIVE; FARM GROWN

White flowers in spring give rise to black fall fruit; grow to be 10ft tall and wide; semi-evergreen foliage; prefers full sun with acidic well-drained soil. SEMI EVERGREEN SHRUB



Mushashino Zelkova,
Zelkova serrata 'Mushashino'

Zelkova

Mushashino Zelkova

Zelkova serrata 'Mushashino'

NOT NATIVE; FARM GROWN


Narrow and upright shaping reaching 40ft tall by 20ft wide; yellow fall foliage; tolerant of urban conditions; full sun with well-drained soil. DECIDUOUS SHADE TREE

Green Vase Zelkova

Zelkova serrata 'Green Vase'

NOT NATIVE; FARM GROWN

Reaches heights of 70ft tall and 40ft wide; excellent street tree; orange fall foliage; tolerant of urban conditions; full sun with well-drained soil. DECIDUOUS SHADE TREE





HARMONY HILL
Nursery, LLC
Downingtown, PA



45 Buck Road,
Downingtown, PA
19335

Sales Manager

Bill Tiefenthaler
sales@hhnurseryllc.com
(484) 459-9020

Office Manager

Sarah Kobylarz
office@hhnurseryllc.com
(610) 873-2495